




AIKEN COUNTY
PUBLIC SCHOOLS

2022- 2023
School Report Card Data
&
Action Steps for
Continuous Growth

Amy Edwards, Ed.D.
Chief Officer of Instruction



Profile of the South Carolina Graduate

PROFILE OF THE SOUTH CAROLINA GRADUATE

WORLD CLASS KNOWLEDGE
Rigorous standards in language arts and math for career and college readiness
Multiple languages, science, technology, engineering, mathematics (STEM), arts and social sciences


WORLD CLASS SKILLS
Creativity and innovation
Critical thinking and problem solving
Collaboration and teamwork
Communication, information, media and technology
Knowing how to learn

LIFE AND CAREER CHARACTERISTICS
Integrity
Self-direction
Global Perspective
Perseverance
Work Ethic
Interpersonal Skills

transform SC
The Power of Learning

ADVANCING THE COMPETITIVENESS OF SOUTH CAROLINA

© SCASA Superintendents Roundtable
Adopted by SC Arts in Basic Curriculum Steering Committee, SC Chamber of Commerce, SC Council on Competitiveness,
SC Education Oversight Committee, SC State Board of Education, SC Department of Education, TransformSC Schools & Districts



How are the Report Cards Calculated?

Indicator	Elementary/Middle		High Schools	
	Without EL	With EL	Without EL	With EL
Academic Achievement	40	35	30	25
Preparing for Success	10	10	5	5
Student Progress	40	35		
All Students	20	17.5	NA	NA
Lowest Performing 20%	20	17.5		
School Climate	10	10	10	10
English Learners' Progress	0	10	0	10
Graduation Rate	NA	NA	30	25
College & Career Readiness	NA	NA	25	25
Total	100	100	100	100

Report Card Proficiency Ratings

Excellent

- ▶ School performance substantially exceeds the criteria to ensure all students meet the Profile of the South Carolina Graduate;

Good

- ▶ School performance exceeds the criteria to ensure all students meet the Profile of the South Carolina Graduate;

Average

- ▶ School performance meets the criteria to ensure all students meet the Profile of the South Carolina Graduate;

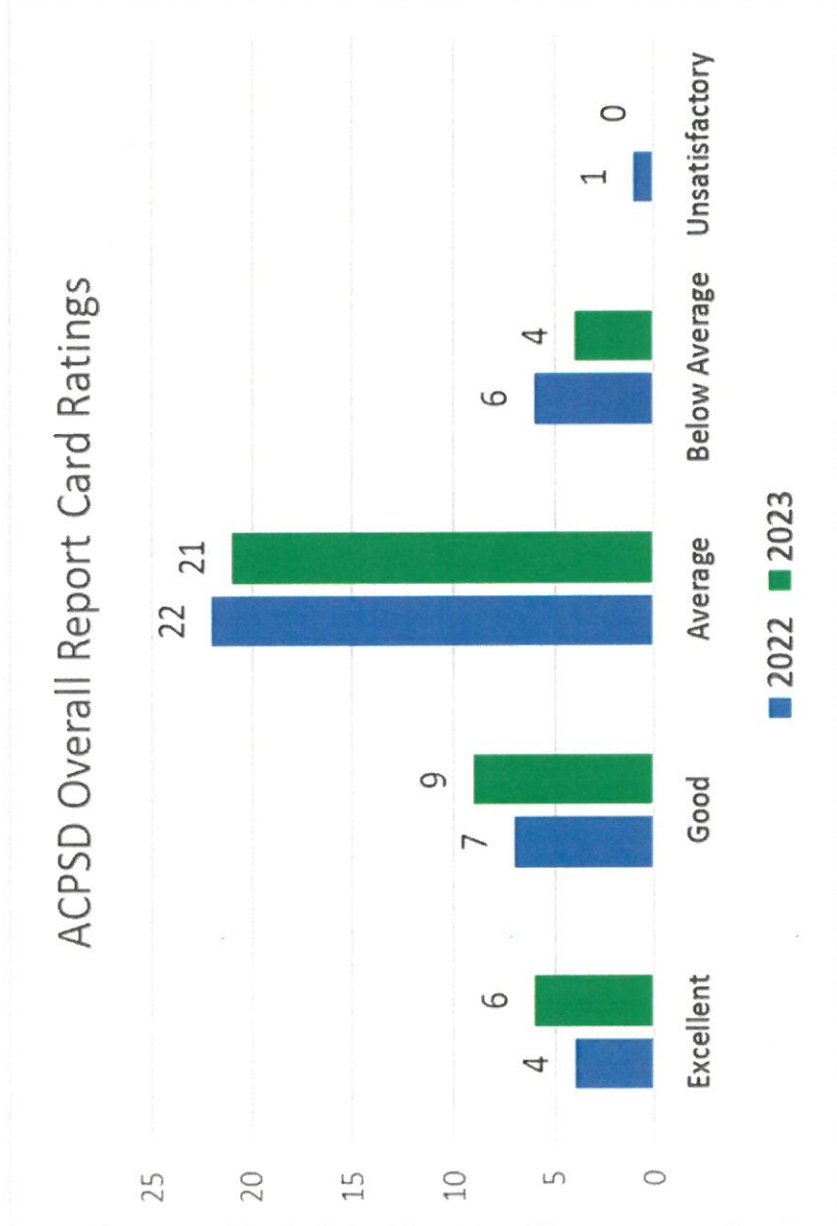
Below Average

- ▶ School performance is in jeopardy of not meeting the criteria to ensure all students meet the Profile of the South Carolina Graduate;

Unsatisfactory


- ▶ School performance fails to meet the criteria to ensure all students meet the Profile of the South Carolina Graduate.

Aiken County Public School District Overall Ratings




Aiken County Public Schools 2023 Excellent Ratings

- Belvedere Elementary
- Gloverville Elementary
- Oakwood-Windsor Elementary
- Aiken Scholars Academy
- New Ellenton Middle
- Paul Knox Middle



2023 Report Card HIGHLIGHTS

- 36.4% increase in the number of schools rated good or excellent.
- No ACPSD school rated unsatisfactory.
- 35% of our schools increased at least one entire category
- Belvedere Elementary increased **three proficiency categories** from Below Average to Excellent
- Gloverville , Greendale, Warrenville and Paul Knox jumped **two proficiency categories**.



Report Card Results: Elementary Schools


Aiken Elementary	Good	Hammond Hill	Average
Belvedere E	Excellent	JD Lever	Average
Byrd	Good	Jefferson	Below Average
Chukker	Good	Millbrook	Average
Clearwater	Below Average	Mossy Creek	Average
Cyril B Busbee	Average	North Aiken	Average
East Aiken School of the Arts	Average	North Augusta	Average
Gloverville	Excellent	Oakwood Windsor	Excellent
Graniteville	Average	Redcliffe	Average
Greendale	Good	Ridge-Spring Monetta	Below Average
		Warrenville	Good

Report Card Results: Middle School

MIDDLE SCHOOLS	
A.L. Corbett Middle School	Average
Jackson Middle School	Average
Langley-Bath-Clearwater Middle School	Average
Leaville McCampbell Middle School	Average
M.B. Kennedy Middle School	Average
New Ellenton Middle STEAM Magnet School	Excellent
North Augusta Middle School	Good
Paul Knox Middle School	Excellent
Ridge Spring-Monetta Middle School	Below Average
Schofield Middle School	Average

Report Card Results: Middle School

High Schools	
Aiken High School	Good
Aiken Scholars Academy	Excellent
Midland Valley High School	Average
North Augusta High School	Average
Ridge Spring-Monetta High School	Good
Silver Bluff High School	Average
South Aiken High School	Good
Wagener-Salley High School	Average



Academic Achievement

Students Meeting and Exceeding Grade Level Expectations

SC Ready Scores

GRADE 3		GRADE 4		GRADE 5	
Math	ELA	Math	ELA	Math	ELA
ACPSD 48.6	ACPSD 51.6	ACPSD 40.7	ACPSD 53.9	ACPSD 36.2	ACPSD 49.1
SC 53.6	SC 53.4	SC 47.0	SC 57.1	SC 44.7	SC 55.2

Academic Achievement

Students Meeting and Exceeding Grade Level Expectations

SC Ready Scores

GRADE 6		GRADE 7		GRADE 8	
Math	ELA	Math	ELA	Math	ELA
ACPSD 24.9	ACPSD 47.2	ACPSD 25	ACPSD 49.9	ACPSD 24.8	ACPSD 50.1
SC 36.6	SC 53.4	SC 31.0	SC 50.0	SC 31.6	SC 53.1

Academic Achievement

Algebra I EOCEP

	Total Students (N=)	C or Higher	PASS Rate
South Carolina	67,414	41.8	68.3 (46,057)
Aiken County School District	1902	31.6	58.4 (1111)

Academic Achievement

English 2 EOCEP

	Total Students (N=)	C or Higher	PASS Rate
South Carolina	63,147	64.4	84.1 (53,075)
Aiken County School District	1833	63.3	86.0 (1575)

Academic Achievement

Biology EOCEP

	Total Students (N=)	C or Higher	PASS Rate
South Carolina	65,153	40.9	59.2 (38,538)
Aiken County School District	1802	34.0	56.9 (1025)

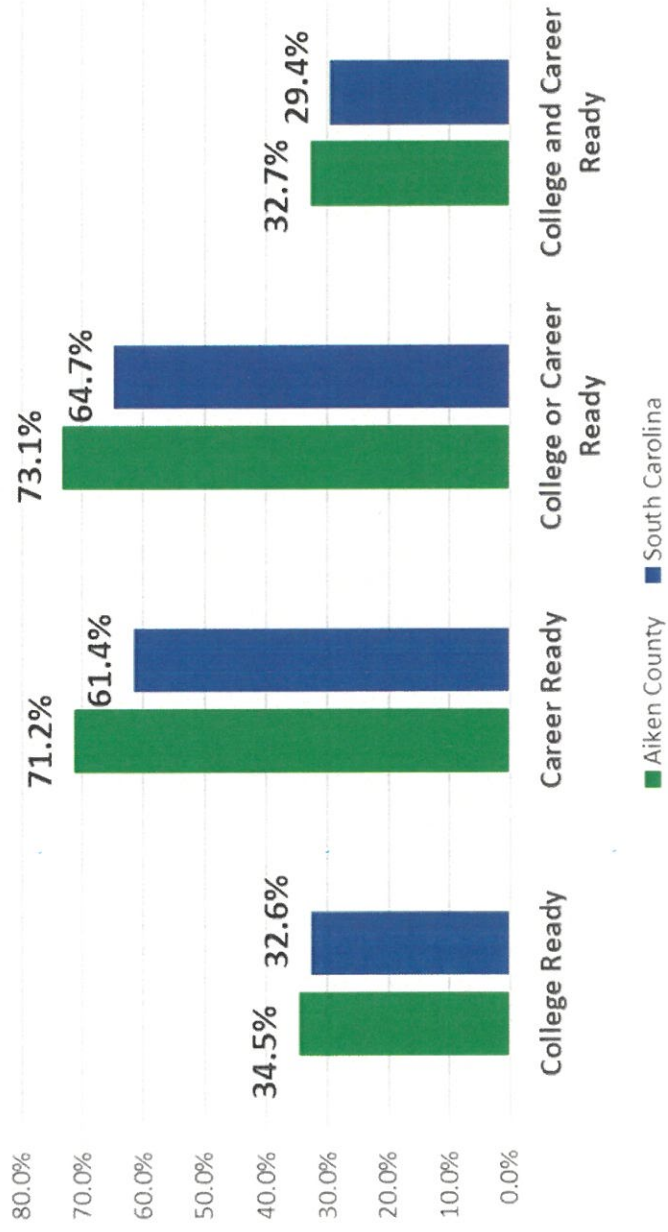
Academic Achievement

US History EOCEP


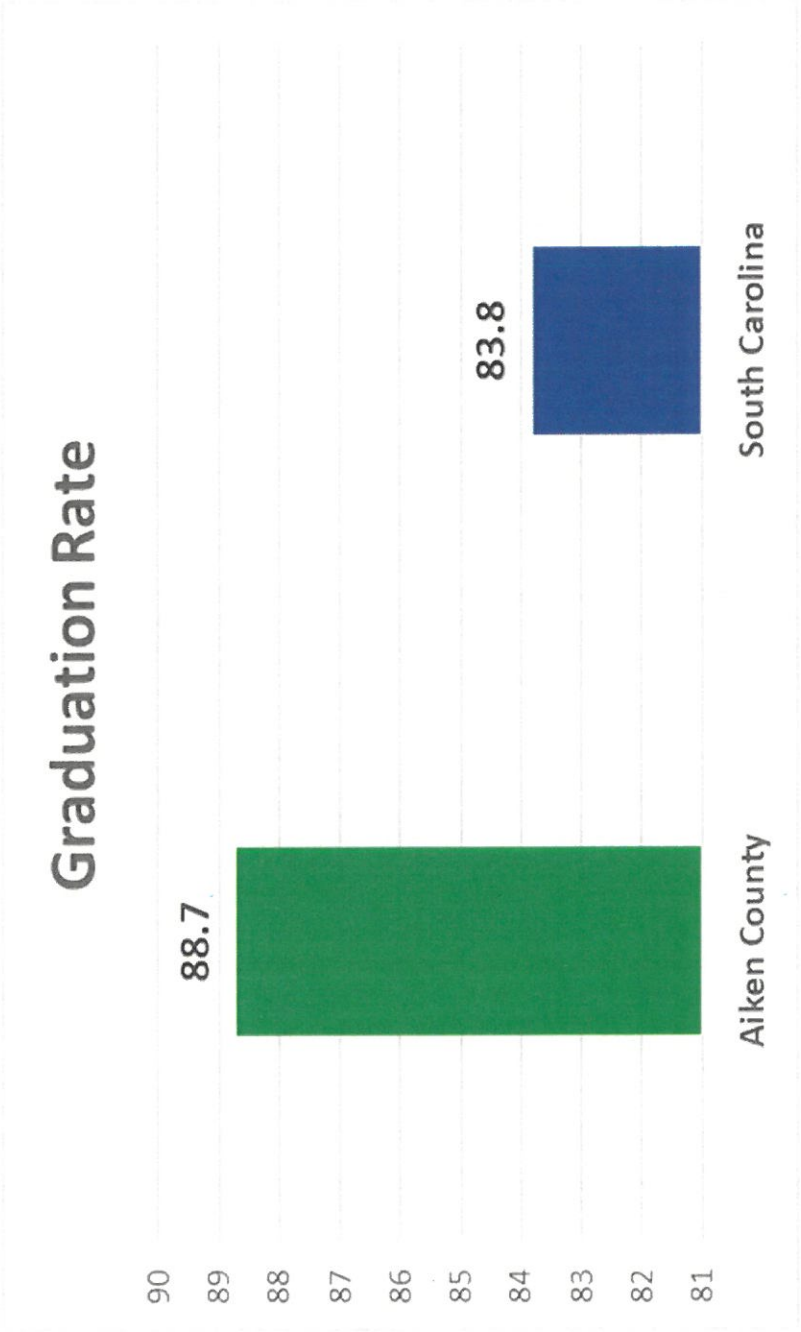
	Total Students (N=)	C or Higher	PASS Rate
South Carolina	56,267	42.1	60.8 (34,204)
Aiken County School District	1547	36.8	54.4 (842)

College and Career Readiness


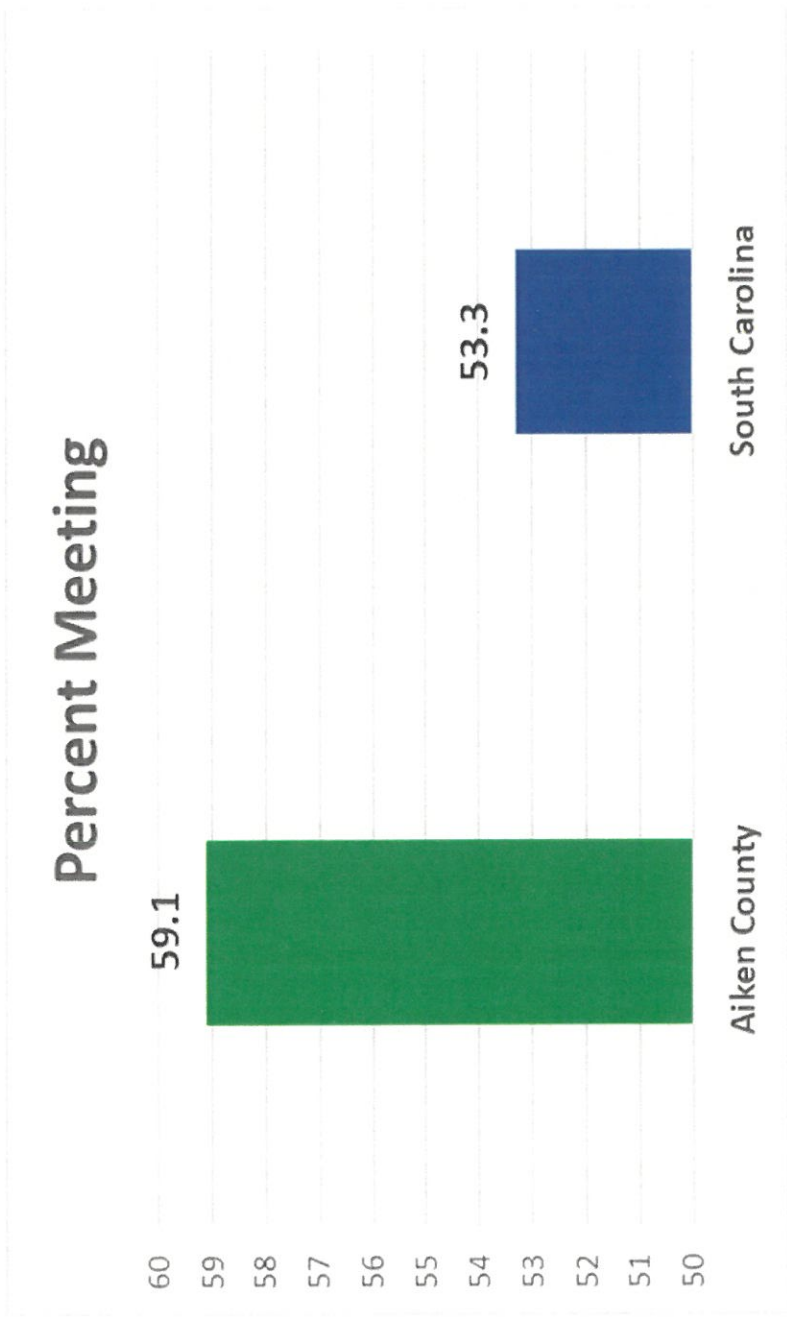
CCR Readiness Indicators



Graduation Rate





Multilingual Learners Meeting Language Growth Goals



School Climate

Overall School Climate





Continuous Growth and Action Plan
District-Wide Instructional Practice Focus:




ACTIVE LEARNING

Action Plan for Continuous Growth


Professional Development (Ongoing)

- ▶ Building Relationships/Connections/Effective PLCs
- ▶ Conceptual Mathematics
- ▶ Developing “No Excuse” Teaching and Learning Environments
- ▶ Implementation of ELEOT Observation Tool
- ▶ Evaluate Instructional Programs
- ▶ Utilize ALL Data



Action Plan for Continuous Growth

- ▶ Build Personalized Plans (School/Teacher)
- ▶ Execute Plans (Ongoing)
- ▶ Monitor Instruction and Growth (Ongoing)
- ▶ Determine and Prioritize Needs (Ongoing)
- ▶ Observe Instruction (Ongoing)
- ▶ Provide Constructive Feedback for Leadership and Instructional Coaching (Ongoing)



Questions

