

ACPSD
SUMMER LEARNING
2021

INSTRUCTIONAL SERVICES DIVISION



Goals for Summer Learning

- To provide catch-up growth for targeted students as a result of the pandemic
- To provide content and credit recovery for targeted students
- To provide exploration and enrichment opportunities for interested/eligible students



ACPSD Summer Learning Opportunities

ELEMENTARY

Early Learning Bridge Program

Summer Reading Camp – R2S

Academic Recovery Program

acGateway

XSEL Summer Program

Head Start / Early Head Start

Countdown to Kindergarten

MIDDLE

iNFUSION Writers' Camp

Academic Recovery Program for Content Recovery

acGateway

CTE Summer Camp

HIGH

Aiken County Virtual Academy

Academic Recovery Program for Content and Credit Recovery

acGateway

CTE Summer Camp



ESSER-Funded Summer Programs

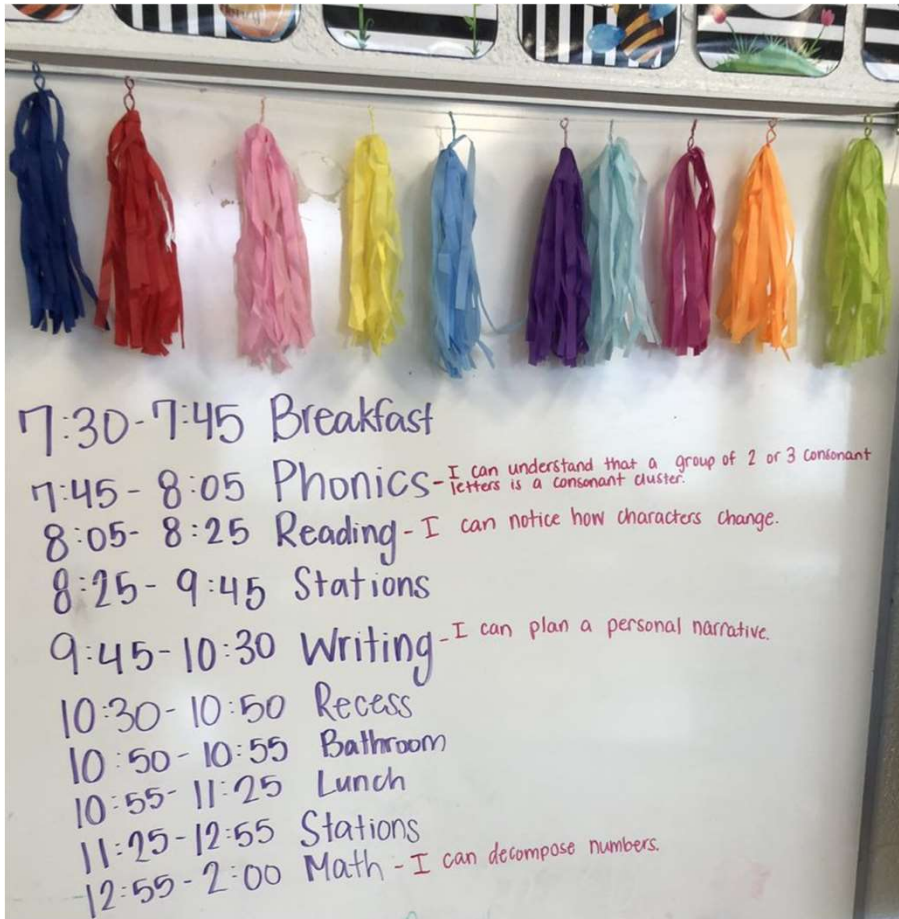
SUMMER 2021



Elementary Academic Recovery Program

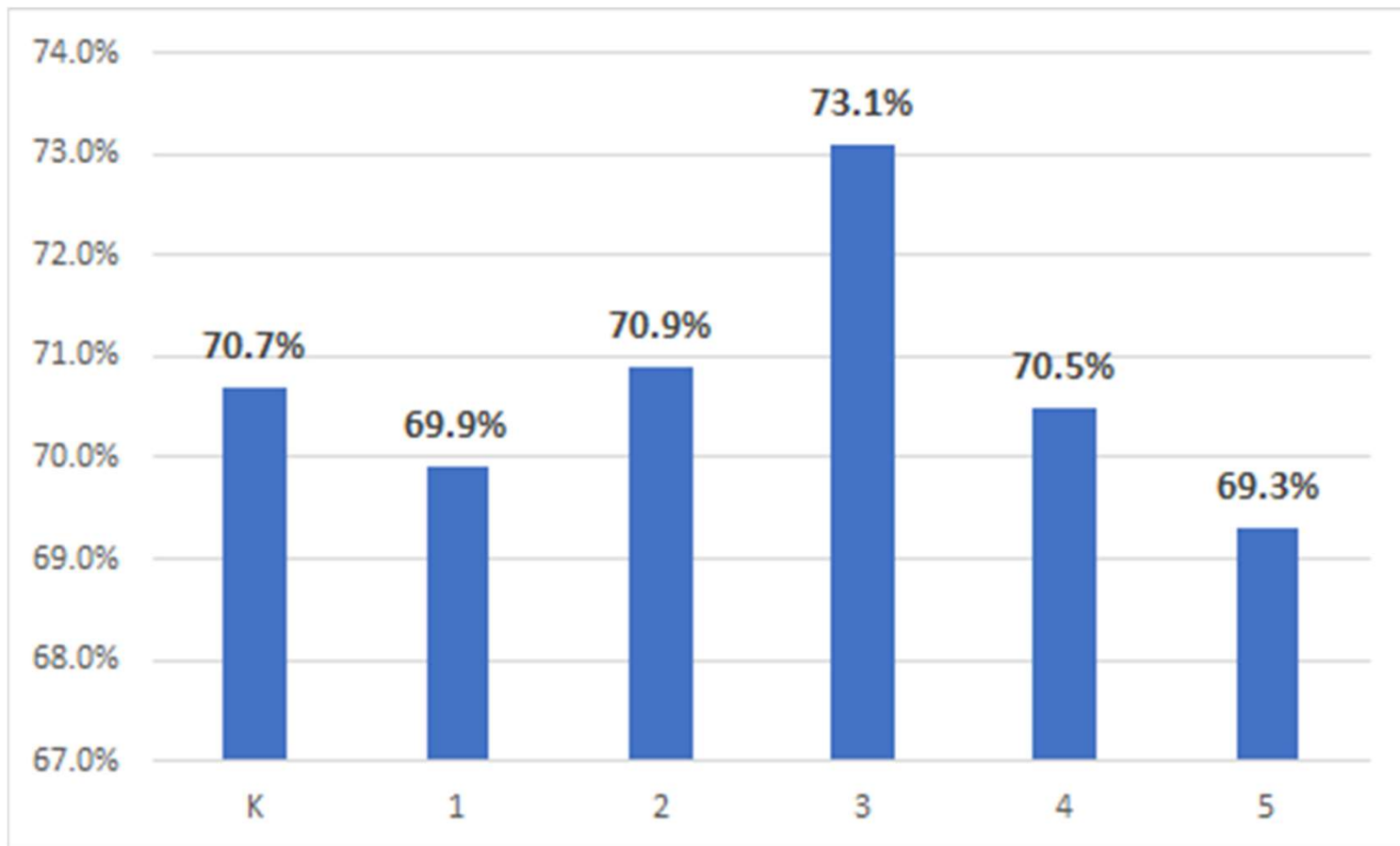
- Target population: Kindergarten through 5th grade
- Locations: All elementary schools, except Warrenville and Millbrook
- 2079 Students Enrolled; 1647 students (79%) attended SARP
- 194 Teachers, 19 Site Leads, 7 school counselors, 52 Paraprofessionals, and 16 Student Workers were hired for the program

Elementary Academic Recovery Program

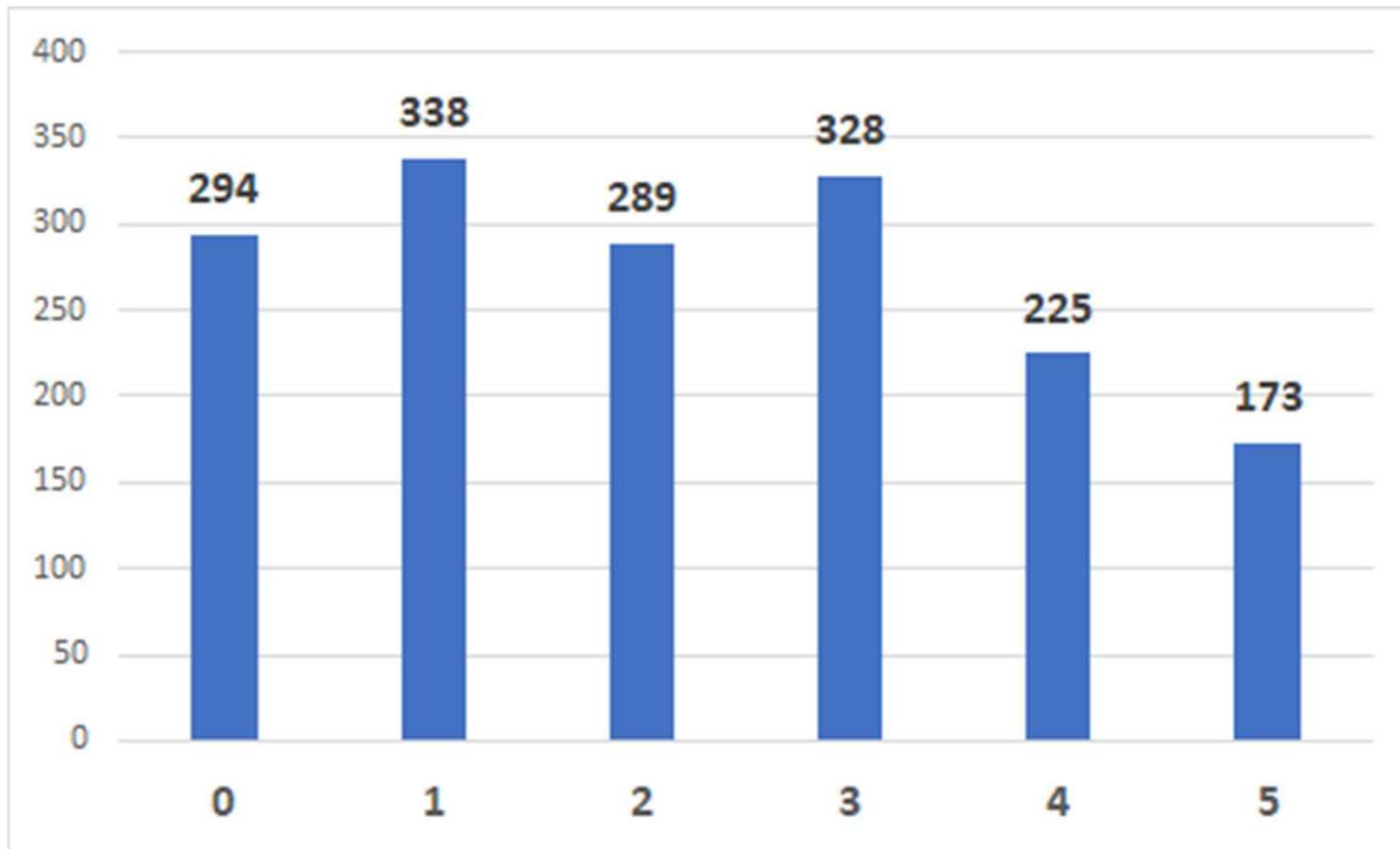


- The program ran from June 16th – July 29th with no camp on Fridays or the week of July 5th - 9th
- The hours of the program were 7:30 a.m. – 2:00 p.m.
- Participating students received six hours of intensive instruction in the areas of reading and math
- Breakfast, lunch, and transportation were provided at no cost to families

Average Daily Attendance by Grade



Participation by Grade Level



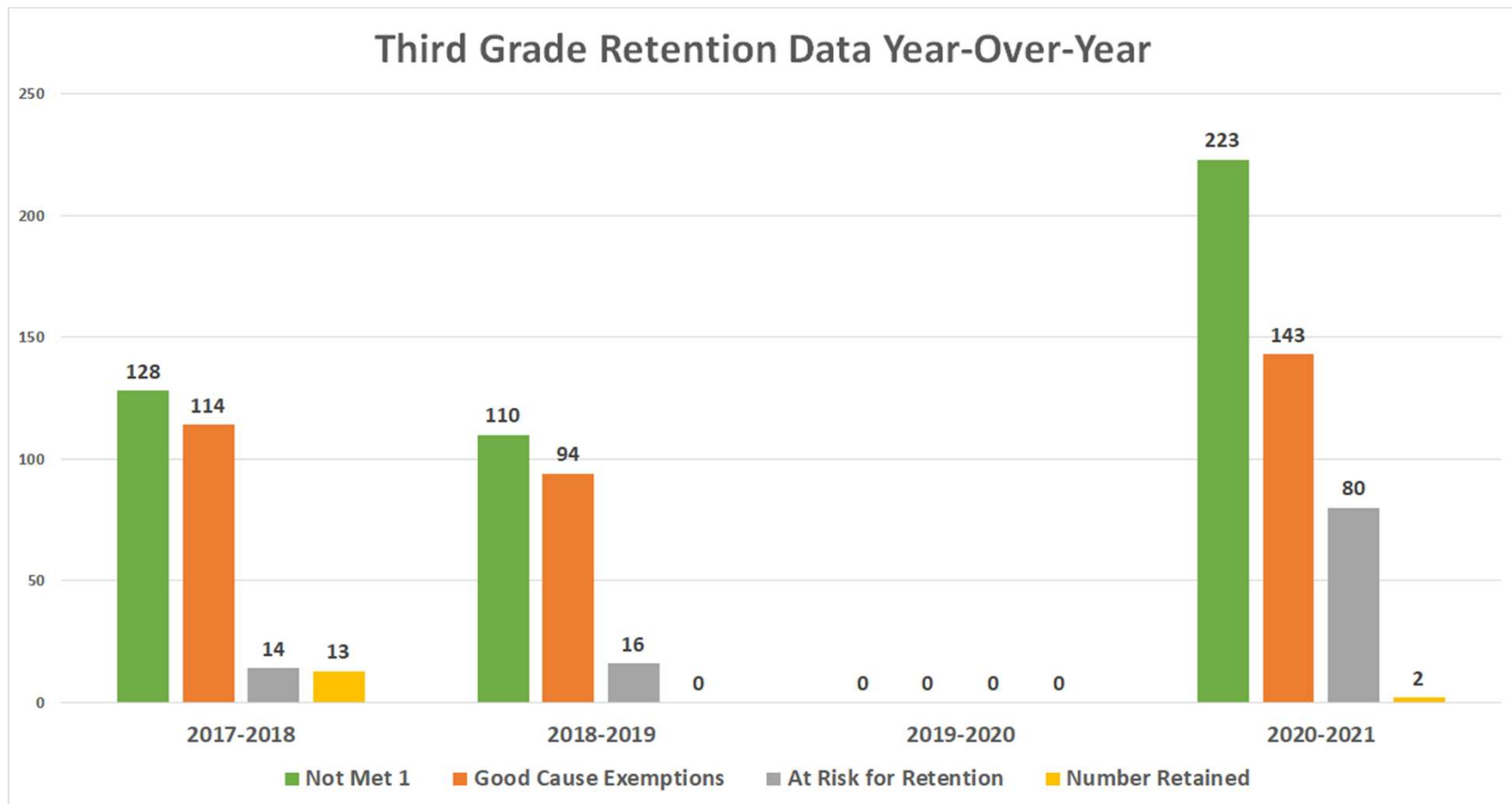
Read to Succeed Legislation




The South Carolina Read to Succeed Act, which became law in 2014, aims to improve literacy and reading proficiency for all children.



The law states, “A student must be retained in the third grade if the student fails to demonstrate reading proficiency at the end of the third grade as indicated by scoring at the lowest achievement level on the state summative reading assessment.”



Our summative end-of-year assessment for third grade is SC READY English Language Arts.

Read to Succeed: Third Grade Summer Reading Camp









Evaluation Questions



Did participation in summer camp positively impact student achievement?



Is there evidence of student growth?



Did attendance rates impact student growth?

Methodology

Matched data sets (pre and post) to be included in the study.

Some students did not attend the last few days of camp preventing a post-assessment.

Quarantine rate at the start of school did not allow us to collect a post test on every student.

*Grade 1 Math Only Does Not allow comparisons

*Grade 2 Limited Matched Data sets

Indicators: National percentile rank at pre-test and national percentile rank at post-test.

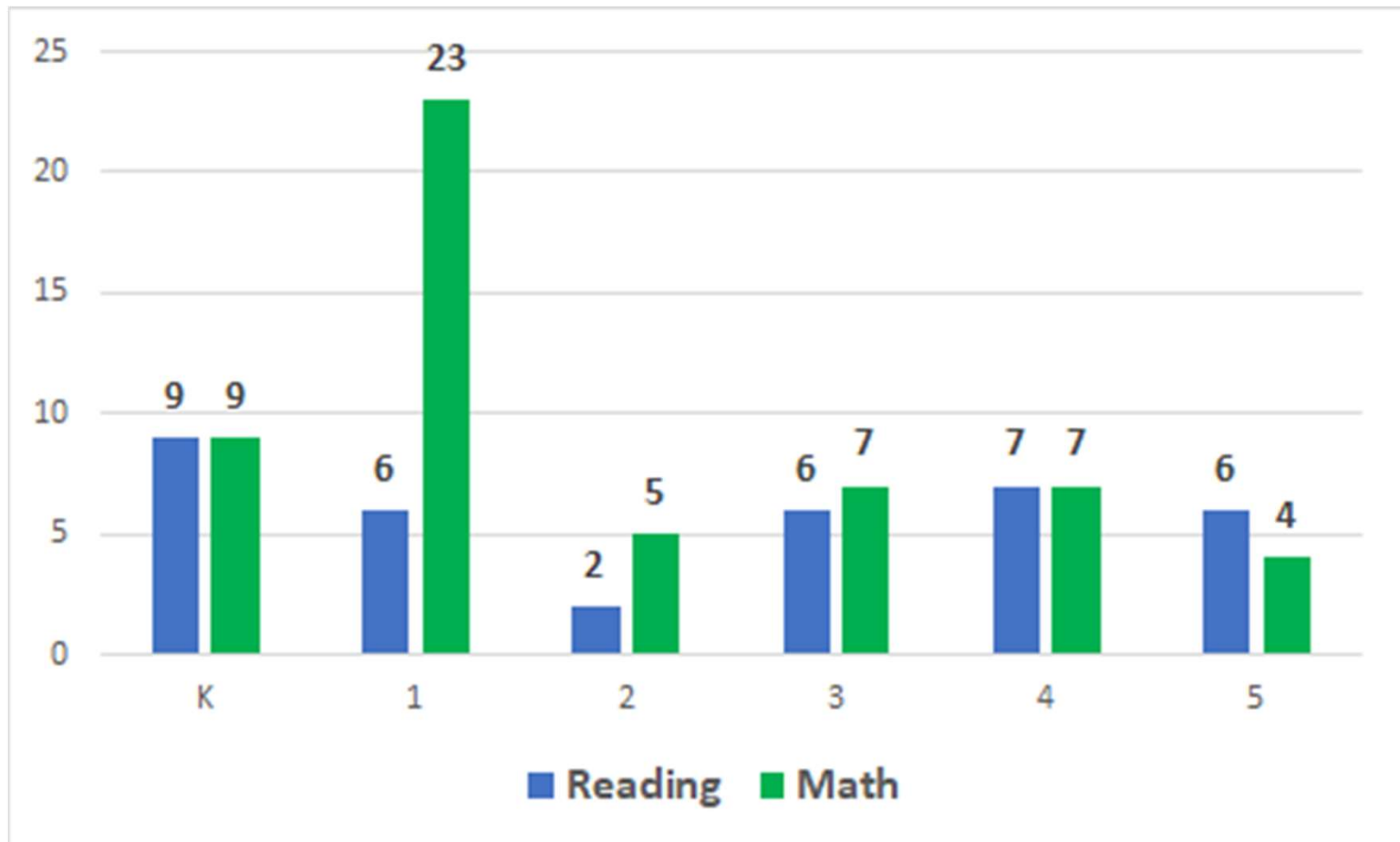
Proficiency Category: Did the student move either up or down in a proficiency category?

- Grades K-2 (High Risk, Some Risk, Low Risk)
- Grades 3-5 (Low, Low Average, Average, HiAvg, High)

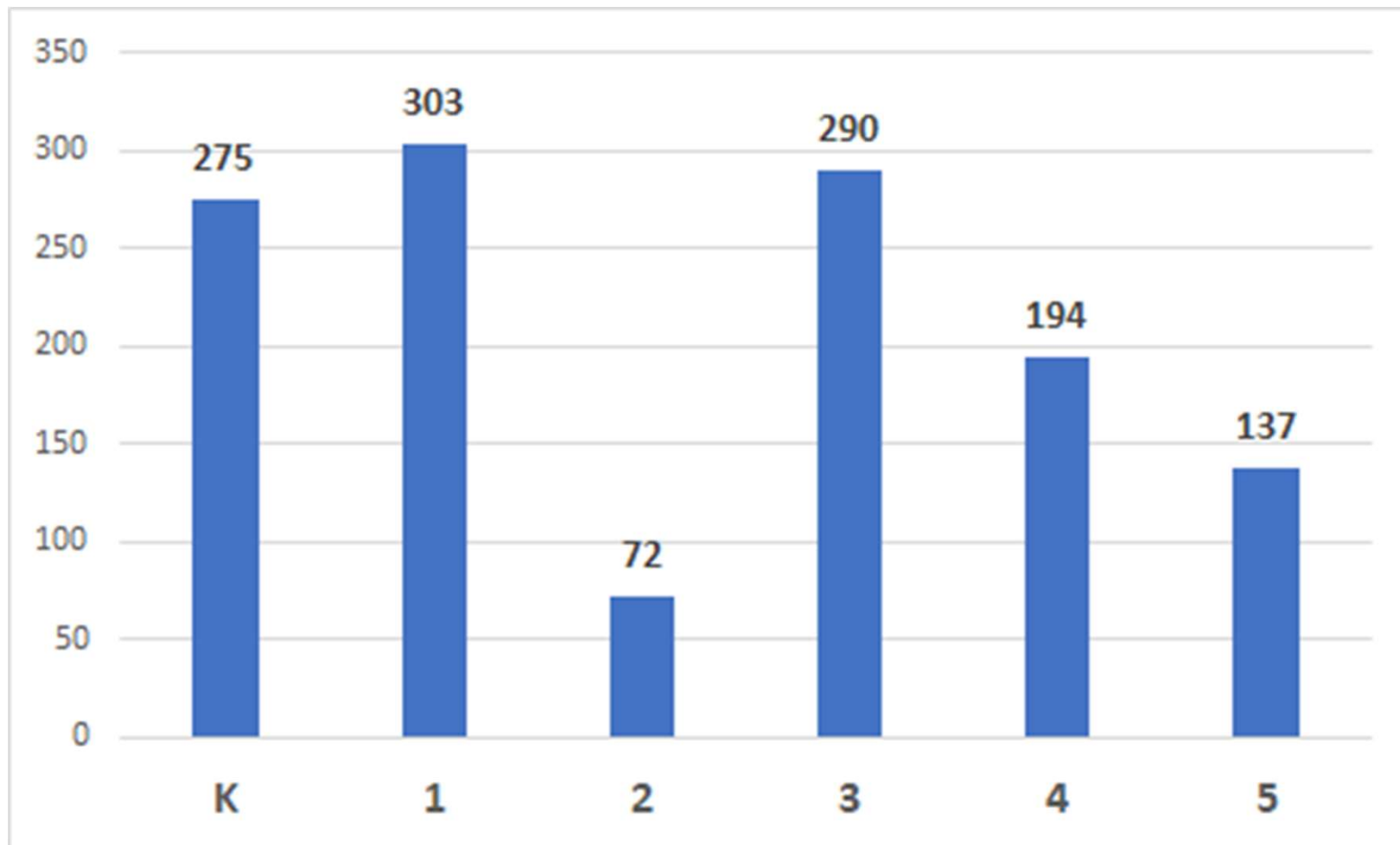
Attendance: An attendance ratio was calculated for each student 22/22 days present =100%

Attendance percentage was coded as either “Higher Attendance” (Greater than 50%) or “Lower Attendance” (Less than 50% attendance).

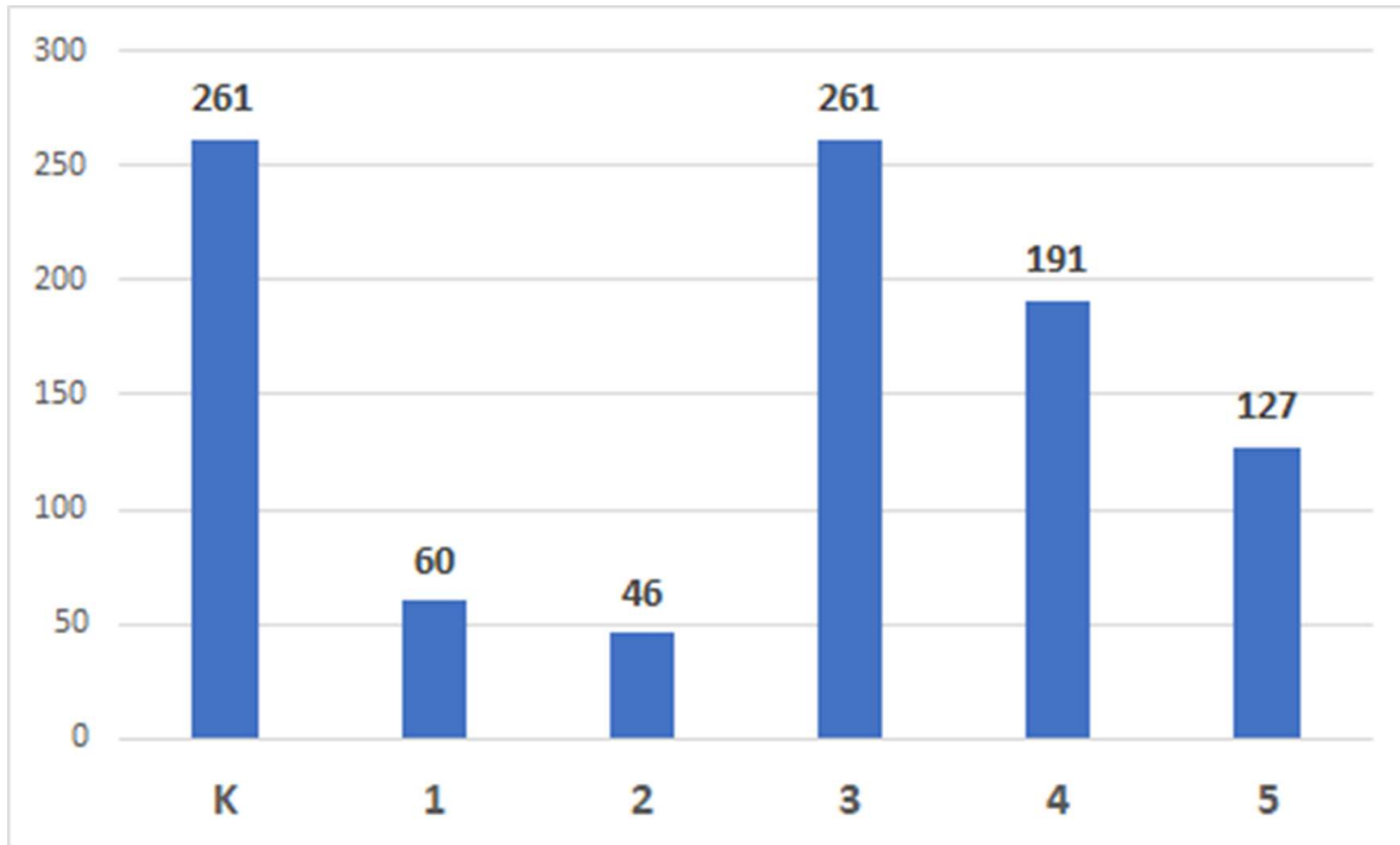
NPR Gains by Grade Level & Content Area



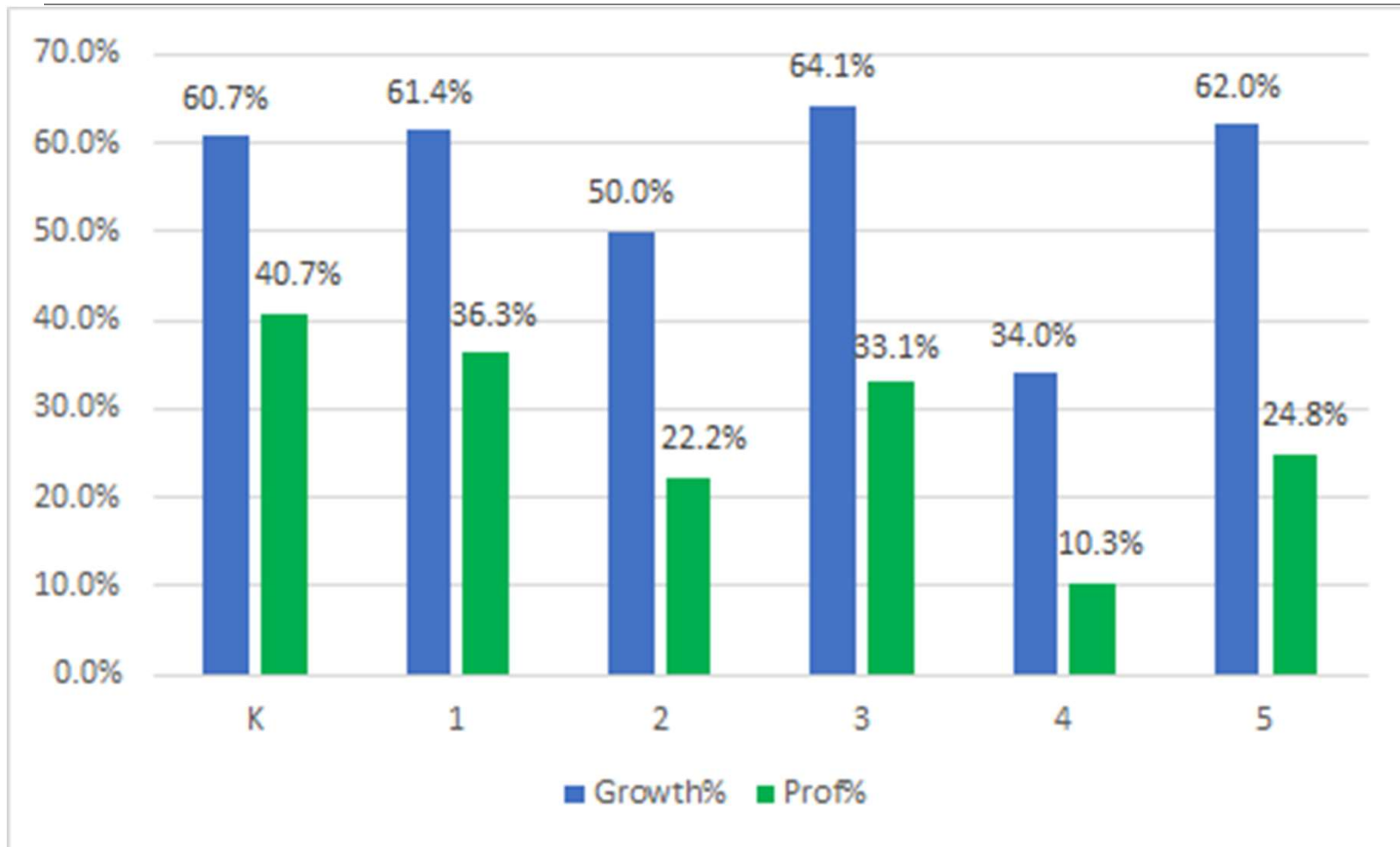
Reading: Matched Student Sets



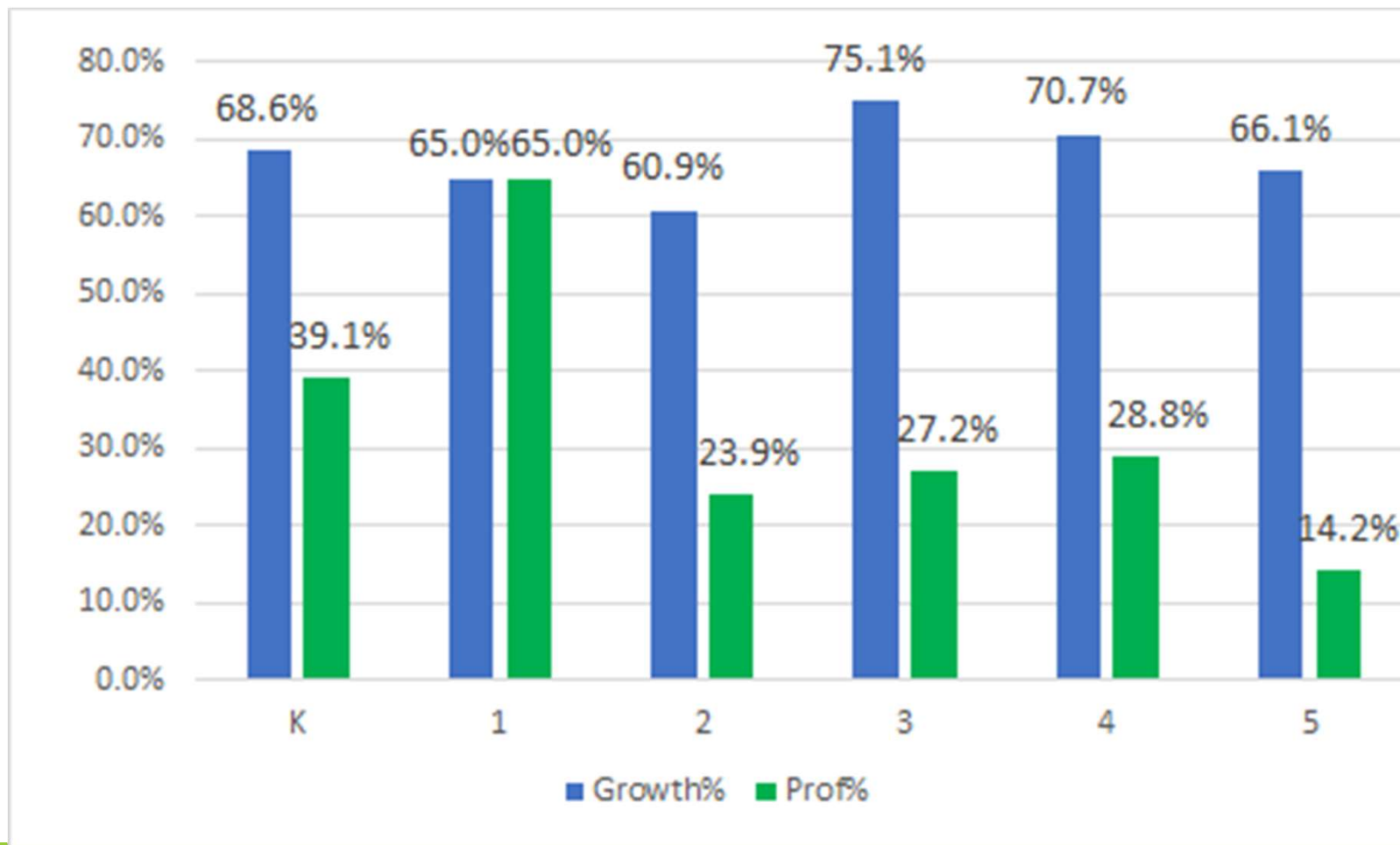
Math: Matched Student Sets



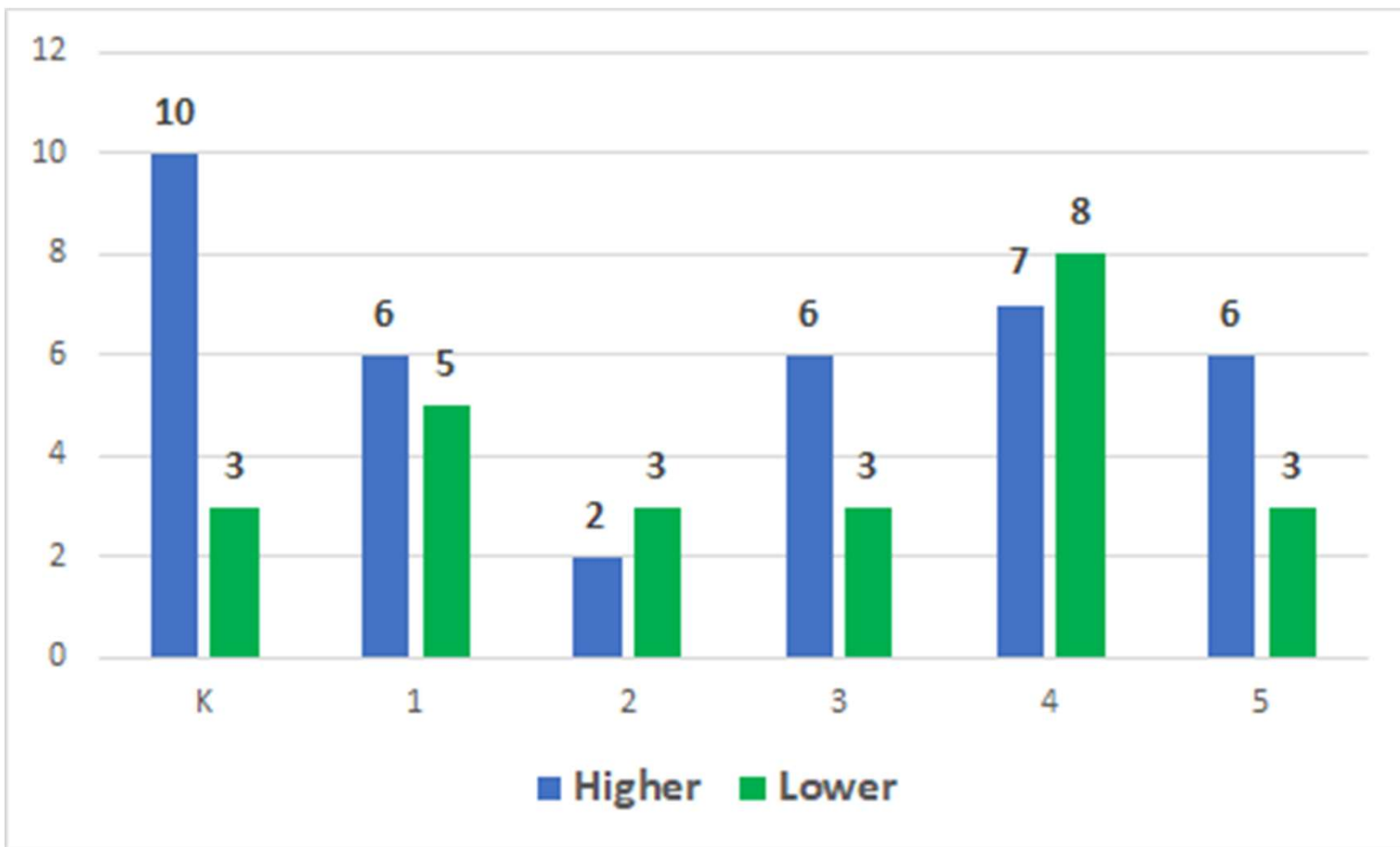
Reading: Overall Growth by Grade



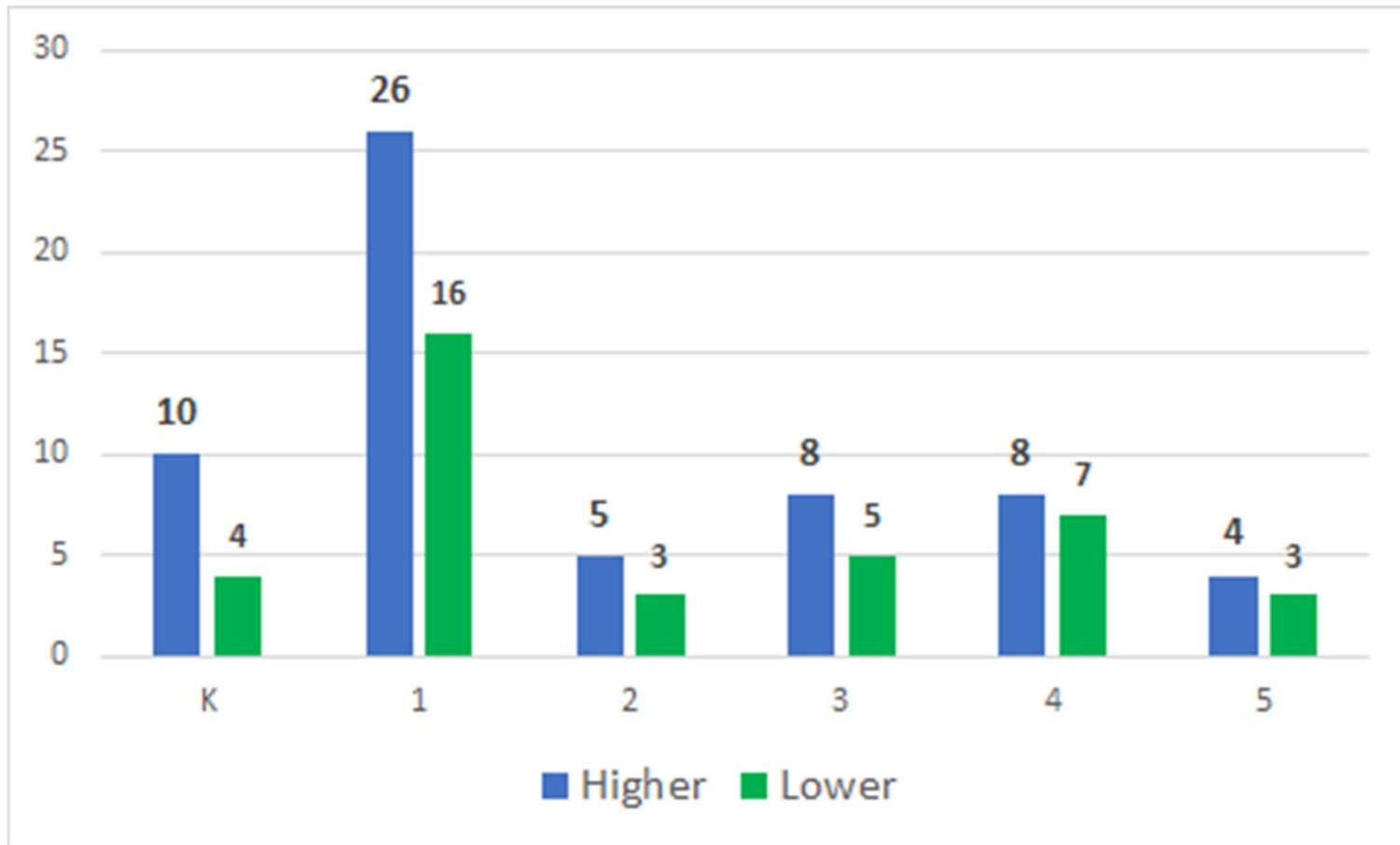
Math: Overall Growth by Grade



NPR Reading Growth by Attendance Rate



NPR Math Growth by Attendance Rate



Middle School Summer Academic Recovery

Target population: 6th - 8th grade students

-Content Recovery in Core Subjects (Math, ELA, Science & Social Studies)

Locations: All ACPSD Middle Schools (ALCMS & RSMMS Combined)

Number of Participants:

629 participants

558 successfully completed required courses

Number of Teachers: 85



Middle School Summer Academic Recovery 2021

Middle School	# Students Participants	# Successfully Completed	% Successfully Completed
AIS	65	50	77%
ALCMS	8	7	82%
JMS	65	55	85%
KMS	120	107	89%
LBC	41	39	95%
LMMS	59	52	88%
NEMS	30	28	93%
NAMS	29	22	76%
PKMS	103	93	90%
RSMMS	17	17	100%
SMS	92	88	96%
ACPSD Total	629	558	89%

High School Academic Recovery

Target population


- Rising 9th - 12th grade students

Courses

- Initial Credit, Credit Recovery, Summer Bridge

Locations - All ACPSD High Schools

Summary

- 896 students
 - 912 Credits Earned
 - 32 Summer Graduates
 - 64 Additional Passing Algebra 1 EOC Scores
 - 41 Alg 1 Bridge Participants
 - 9 Site Leads, 7 School Counselors, 45 Teachers
- 

High School Academic Recovery 2021

	Total Enrolled	Credits Completed	Alg 1 F2F	Alg 1 Bridge	# Passing EOC Scores	Summer Graduates
AHS	205	88	28	0	1	32
MVHS	136	188	0	0	9	5
NAHS	248	289	30	13	25	10
RSMH	46	65	0	0	2	3
SAHS	127	163	32	0	10	8
SBHS	99	97	24	3	15	3
WSHS	35	22	8	35	2	3

ASA Summer Programs*

Geometry H Hybrid	9 participated; 8 passed
Algebra 2 – Two-day Bootcamp	40 students participated

Special Programs Summer Learning Opportunities

The Department of Special Programs supported students participating in four separate types of services this summer.

Extended School Year

COVID Recovery Services

Compensatory Services

**Site-based Recovery Supports for the Early Learning Bridge Program,
SARP-K/5, Content Recovery-6/8, and Credit Recovery-9/12**

Target Population: Students with Individualized Education Plans (IEP)

Locations: All Site-based Recovery Program Locations (K-12)

Dates: June 16 – July 29

Certified Special Education Staff Employed: 43

Classified Special Education Staff Employed: 27

ESSER-
Funded
Summer
Support Staff

14 School Counselors

8 Nurses

80 School Food Service
Workers

49 Bus Drivers

16 Student Workers

Cost of ESSER Summer Academic Recovery Program

	Budgeted	Spent
Salary/Fringe	\$2,200,000.00	\$3,243,696.80
Materials/Supplies	\$1,000,000.00	\$912,500.25
Total	\$3,200,000.00	\$4,156,197.05

Additional Summer Offerings



Early Learning Bridge Program

Target Group: Rising Kindergarten

Location: Byrd Elementary

Dates: June 21- July 29 (no school the week of July 5)

Number of Participants: 25 enrolled with an average attendance of 13

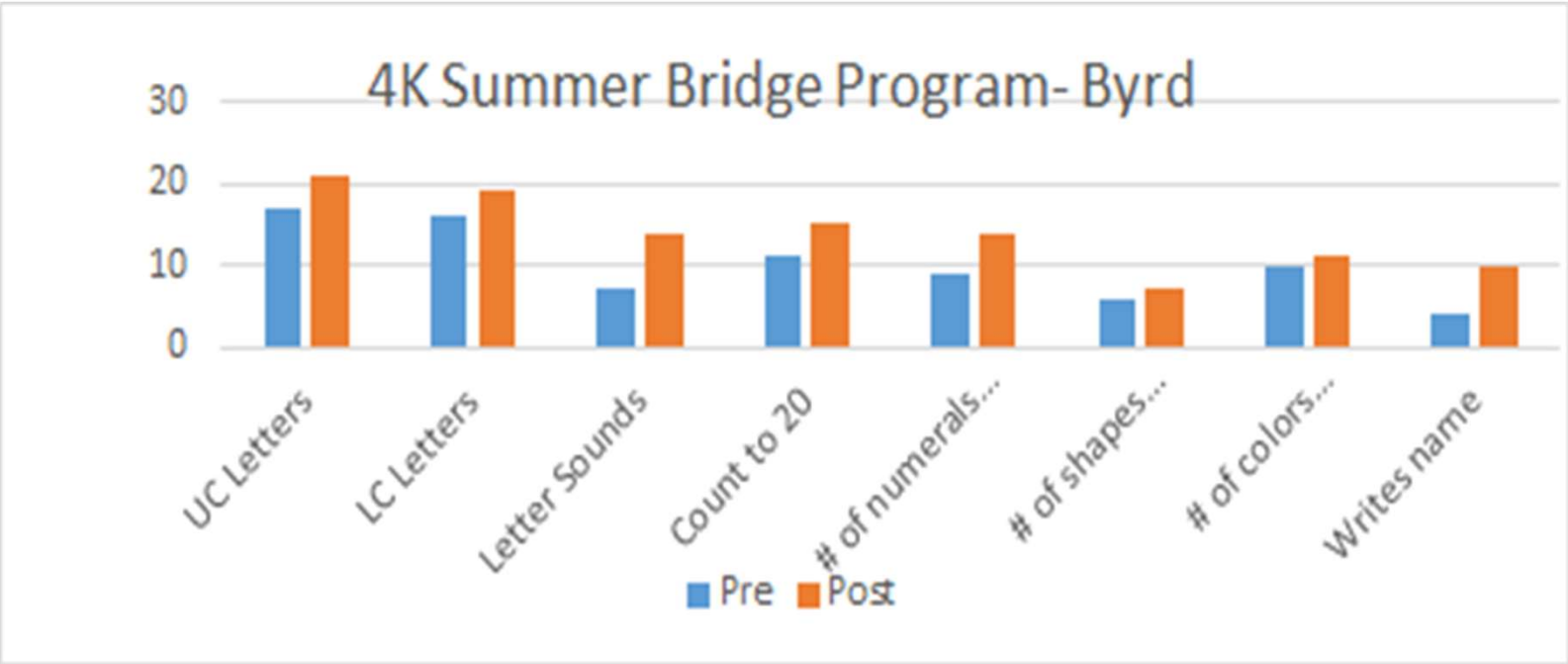
Number of Teachers: 1 teacher, 1 instructional aide

Criteria Used: Recommendations from teachers based on EOY GOLD data and need for extended classroom time to enhance social/emotional skills

Early Learning Bridge Program



Early Learning Bridge Program Data



Countdown to Kindergarten

Targeted Group: Rising Kindergarten

Locations: North Aiken Elementary and Ridge Spring Monetta Elementary

Number of Participants: 30

Number of Teachers: 2

Average number of risk factors per student: 3

Home visits completed per student: 5



XSEL

Purpose: Continuation of behavior interventions implemented during the school year

Staff contracts extend into 4 weeks of the summer (3 teachers, 3 support staff)

Program Dates: June 16-24 and July 12-22 (14 days)

Program Hours: 10:00-4:00



XSEL Student Information

10 students

- 5 current intervention students
 - 2 of the 5 students participated in the SARP program at their home school for a portion of the day
- 3 ended the year at XSEL due to discipline infractions
- 2 recommended by home school for summer program only

8 students attended

Average attendance rate for participants: 79%

iNFUSION Writing Camp

Target population: Rising 8th graders going into English 1

Location: Virtual (Schoology)

Dates: June 14- Aug 2, 2021

Number of participants: 11 students, to include one rising senior who served as student tutor.

Completers: 6 students completed the entire course

A targeted writing camp designed to increase the writing skills of advanced ELA students.

Feedback provided by a rising senior who works with the teacher.



42:19



Dustin Fowler



Chip Retson - PEP (Guest)



Lizzy Pineda Flores



Kayla Hostetter



King Laurence



Eric Jeffcoat



Berkeley Postell



Jayden Broughton



Kayla Goldschmitt



ACVA Virtual Academy

Course	# Students (Completed)
Overall Summer 2021	282
Geometry Honors	2
Econ Honors	32
Government Honors	25
PE	94
Health	92
IT Fundamentals	37

Number of teachers: 8

Overall passage rate of 96.5%




acGateway



Dates: June 16 – July 22, Monday - Thursday

Grades: 3-12

Participating Students: 126

Staff: 18 teachers, 1 site lead





Map Out Your Future CTE Camp for Middle School

July 12-15-Aiken Career & Technology Center

Target Audience

- Rising 7th & 8th grade students

Summary

- 67 participants
- Transportation provided for Area 4 students
- 12 programs
- 15 Faculty & Staff
 - 12 CTE instructors
 - 1 Camp Coordinator
 - 2 Site Leads





Map Out Your Future CTE Camp for High School

July 19-22-Aiken Career & Technology Center

Target Audience

- Rising 9th & 10th grade students

Summary

- 66 participants
- Transportation provided for Area 4 students
- 11 programs
- 15 Faculty & Staff
 - 12 CTE instructors
 - 1 Camp Coordinator
 - 2 Site Leads





Summer Participation Totals

Students: **3,921**

Teachers: **444**

Support Staff: **251**

