

# Aiken County Schools

## Bundled Energy Solutions Project

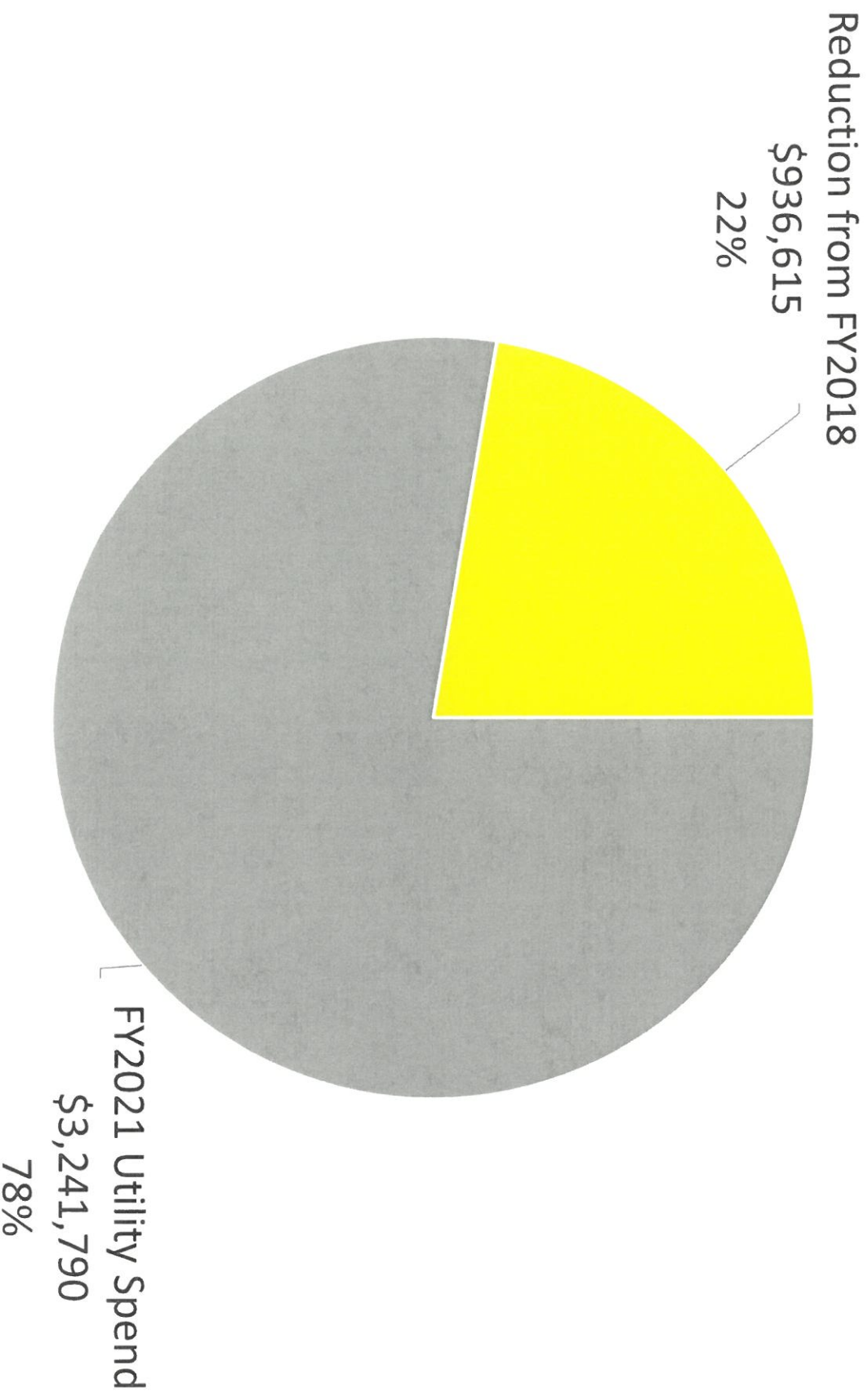
### Utility Data Informational Review



December 14, 2021

# Utility Spend Reduction

## FY2018 Utility Spend (\$4.2M) Breakdown

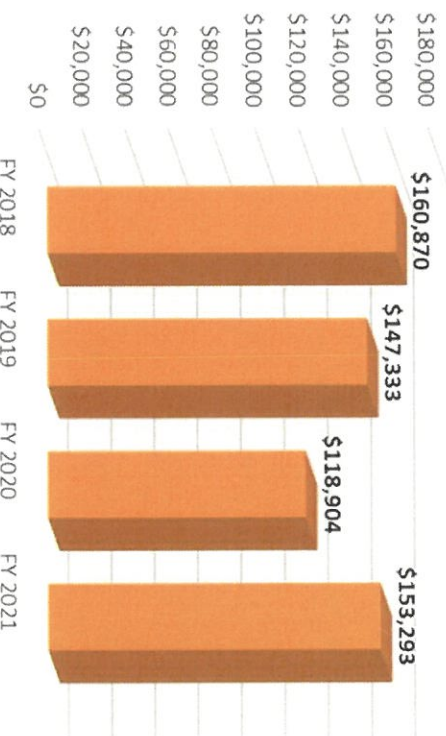


# Utility Bill Review

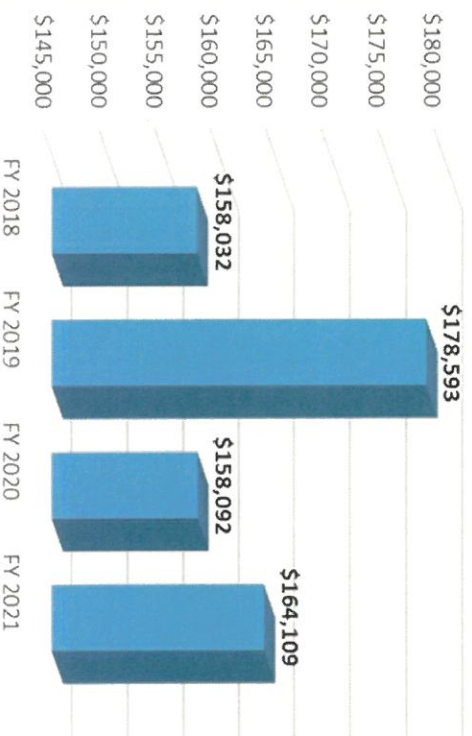
## Electric



## Gas



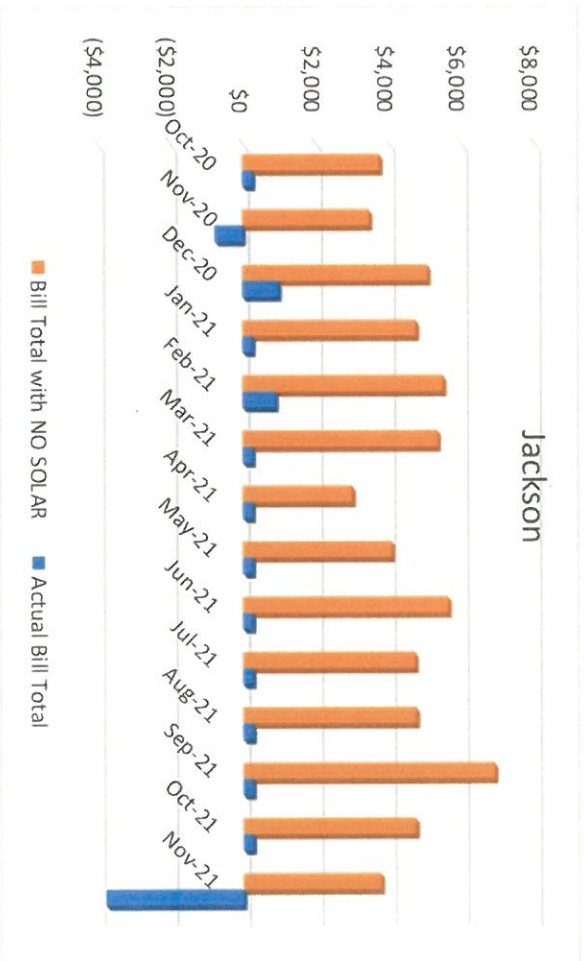
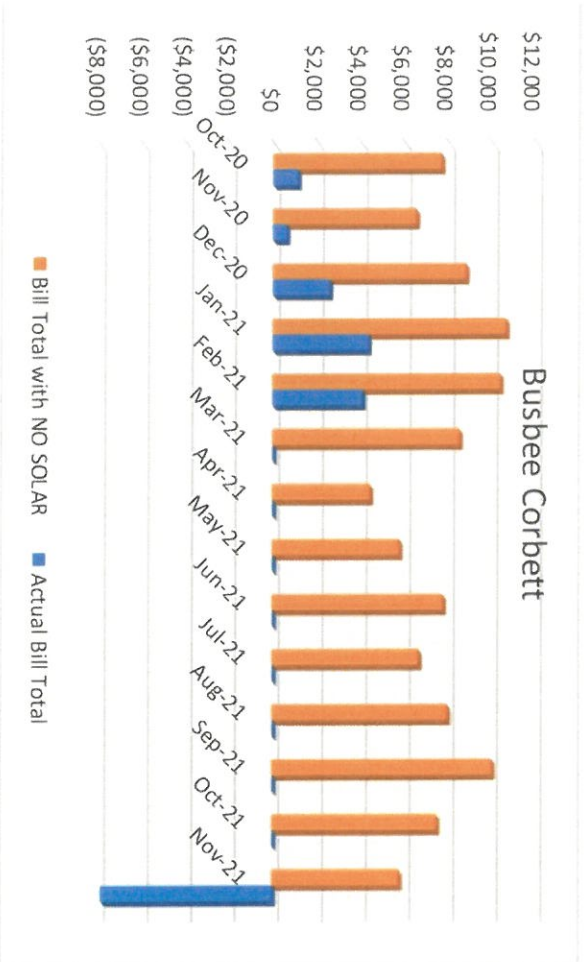
## Water



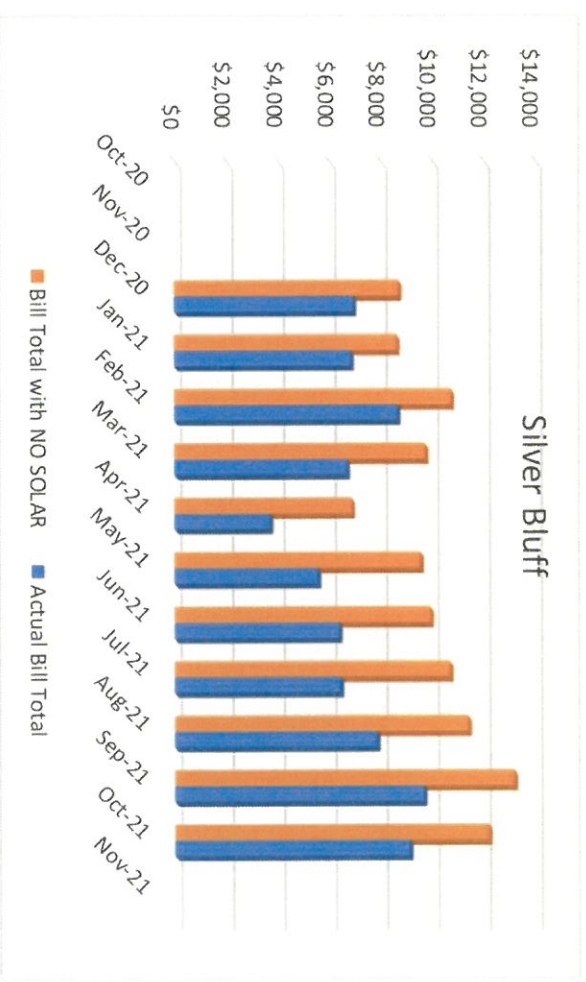
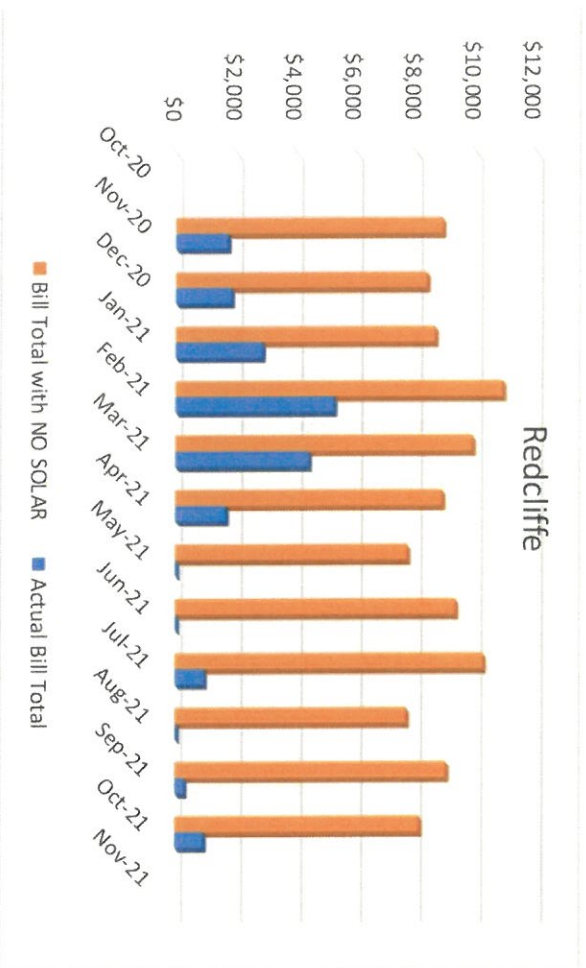
# Solar PV Results



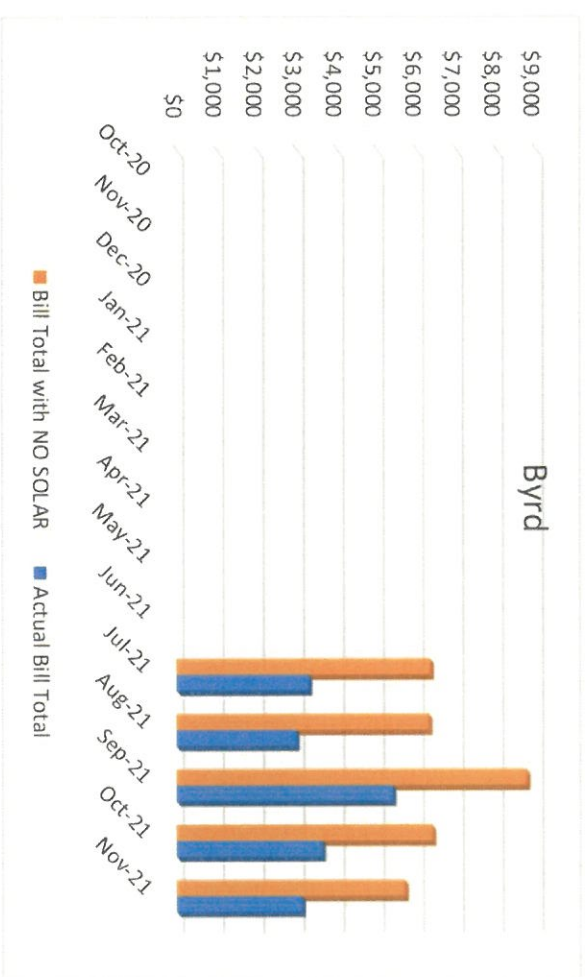
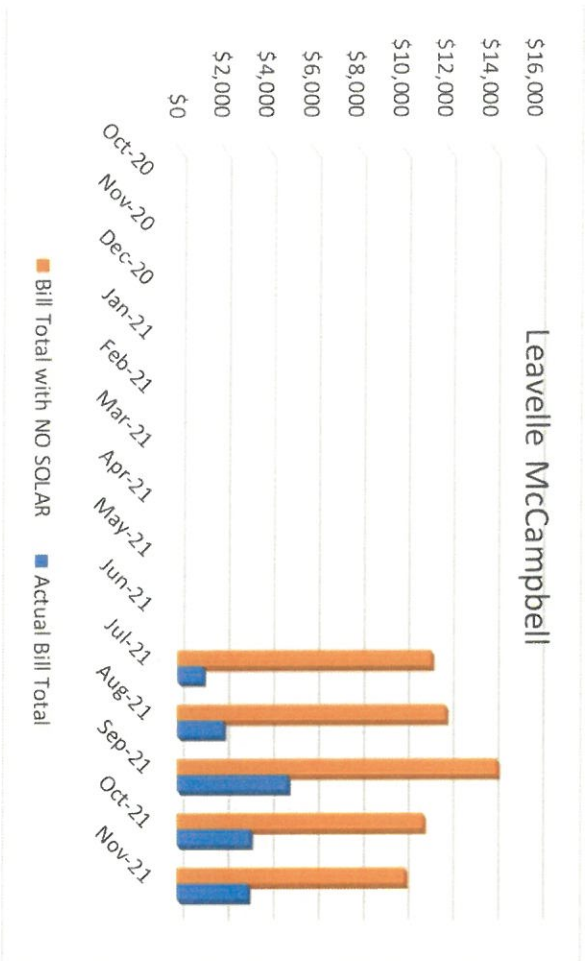
# Solar PV Sites: Monthly Electric Bill Cost Avoidance



# Solar PV Sites: Monthly Electric Bill Cost Avoidance



# Solar PV Sites: Monthly Electric Bill Cost Avoidance



# Solar PV – Cost Avoidance to Date

Site	Corbett	Leavelle Mc	Redcliffe	Jackson	Silver Bluff	Byrd	Total
System Size (kW DC)	756	655	554	454	252	227	
Oct-20	\$6,585			\$3,487			\$10,072
Nov-20	\$5,922		\$7,159	\$4,222			\$17,303
Dec-20	\$6,261		\$6,525	\$4,083	\$1,759		\$18,627
Jan-21	\$6,323		\$5,761	\$4,483	\$1,787		\$18,355
Feb-21	\$6,327		\$5,633	\$4,599	\$2,081		\$18,640
Mar-21	\$8,516		\$5,463	\$5,079	\$3,052		\$22,110
Apr-21	\$4,399		\$7,214	\$2,740	\$3,183		\$17,535
May-21	\$5,764		\$7,702	\$3,818	\$3,999		\$21,283
Jun-21	\$7,760		\$9,302	\$5,367	\$3,557		\$25,987
Jul-21	\$6,649	\$10,158	\$9,297	\$4,447	\$4,259	\$3,052	\$37,860
Aug-21	\$7,971	\$9,892	\$7,667	\$4,483	\$3,560	\$3,329	\$36,903
Sep-21	\$10,011	\$9,317	\$8,733	\$6,634	\$3,516	\$3,370	\$41,581
Oct-21	\$7,475	\$7,702	\$7,207	\$4,469	\$3,071	\$2,772	\$32,697
Nov-21	\$13,643	\$6,994		\$7,554		\$2,578	\$30,769
<b>Total</b>	<b>\$103,606</b>	<b>\$44,063</b>	<b>\$87,661</b>	<b>\$65,467</b>	<b>\$33,824</b>	<b>\$15,101</b>	<b>\$349,722</b>



**Sarah Khor**  
M&V Engineer

sarah.khor@abm.com  
678.215.6763

