



AIKEN COUNTY
PUBLIC SCHOOLS

ACPSD
SUMMER LEARNING
2019

INSTRUCTIONAL SERVICES DIVISION



Goal for Summer Learning:

To connect ACPSD families with community- or school-based resources for continued learning throughout the summer

- Prevent summer learning loss
- Accelerate those students who are most ready
- Provide targeted interventions for students who struggled during the 2019 school year



ACPSD Summer Learning Opportunities:

ELEMENTARY

Early Learning Bridge Program

Edmentum Summer Challenge

Waterford Summer Learning

Summer Reading Camp

Summer Acceleration Program

MIDDLE

iNFUSION Writers' Camp

Content Recovery

Geometry Honors

Summer Acceleration Program

HIGH

Aiken County Virtual Academy

Summer School



Early Learning Bridge Program

Target Group: Rising Kindergarten

Location: Clearwater Elementary

Dates: June 10-July 18

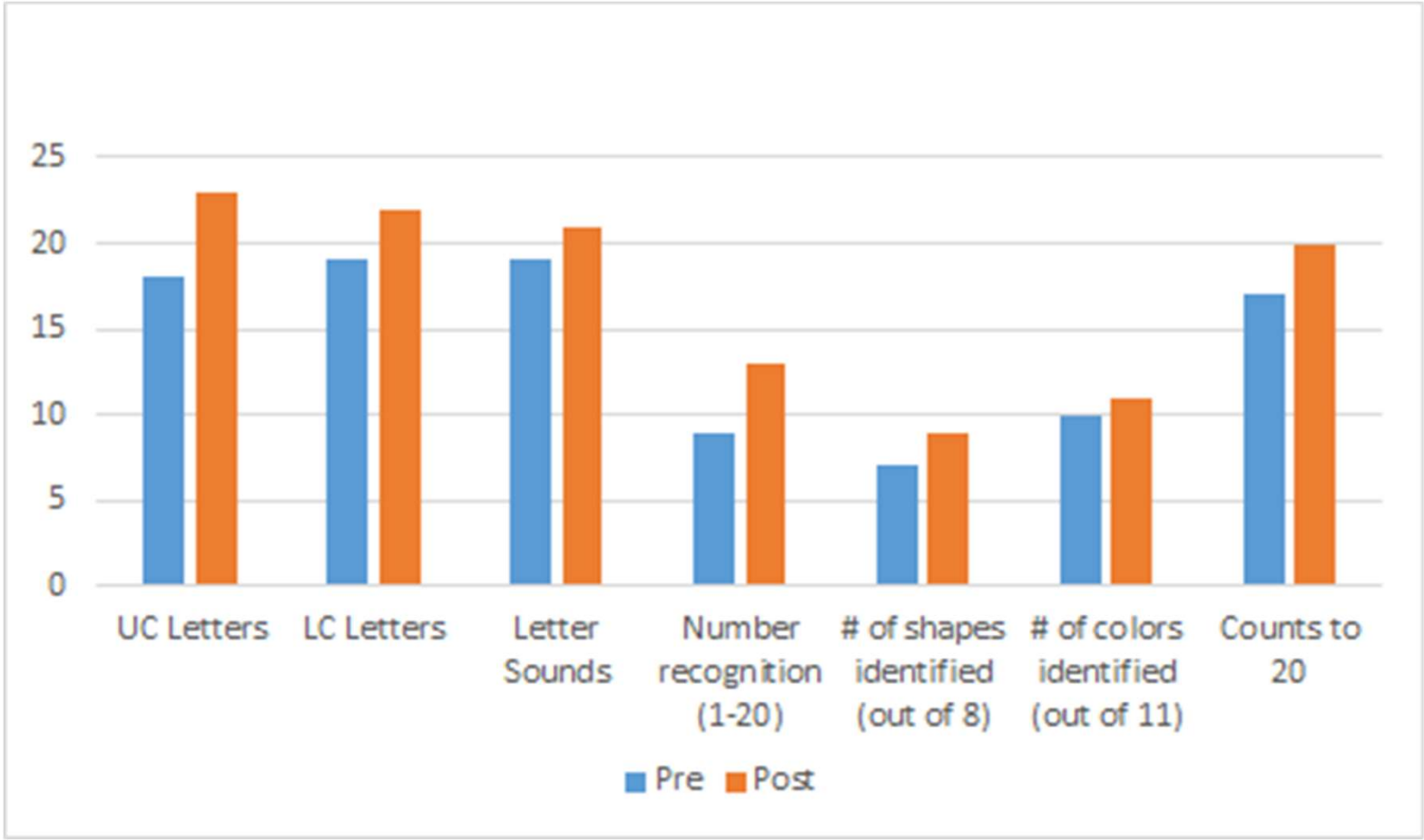
Number of Participants: 13

Criteria Used:

End of Year scores on GOLD in the areas of Literacy, Languages, and Math

Need for extended classroom time to enhance social/emotional skills

Early Learning Bridge Program Data



Countdown to Kindergarten

Targeted Group: Rising Kindergarten

Locations: Mossy Creek Elementary (1 teacher)
North Aiken Elementary (1 teacher)
Ridge Spring- Monetta Elementary (1 teacher)
Greendale Elementary (2 teachers)

Number of Participants: 33

Average number of risk factors per student: 3

Home visits completed per student: 6

Waterford Summer Learning: Early Learning 2019

Target Population: Rising 5K and 1st grade students

Locations: District wide, Virtual

Dates: June 10-August 2

Number of Active Participants: 439

Number of Participants requesting District Device: 277

Number of Participants Utilizing a District Issued Device: 228 (total devices available)

Total Number of Students Showing Reading Level Growth: 333

Edmentum Summer Challenge

Target Population: Rising 2nd - 9th grade students

Locations: District wide, Virtual

Dates: June 17-August 1

Number of Active Participants: 258 Students

Skills Passed: 1809

Total Time Spent: 1348 Hours

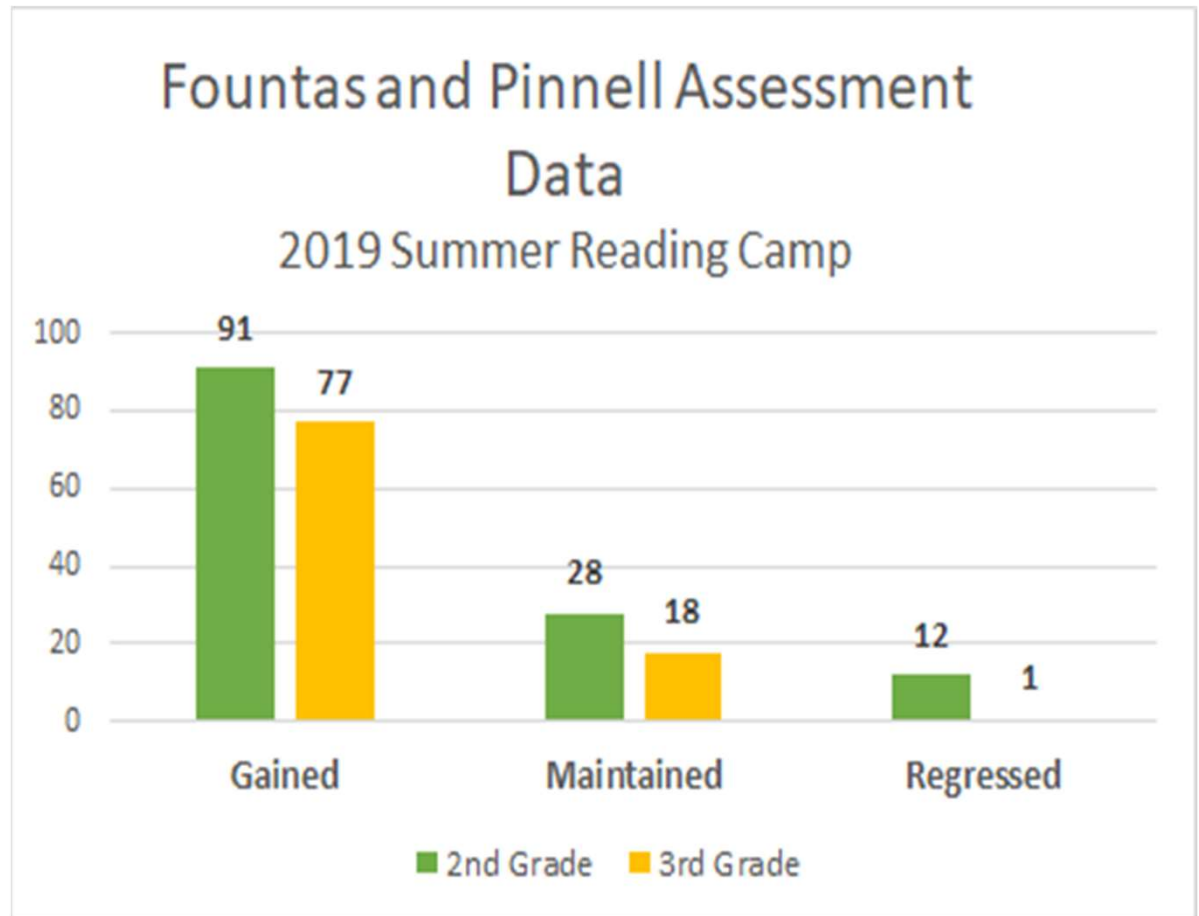


Summer Reading Camp

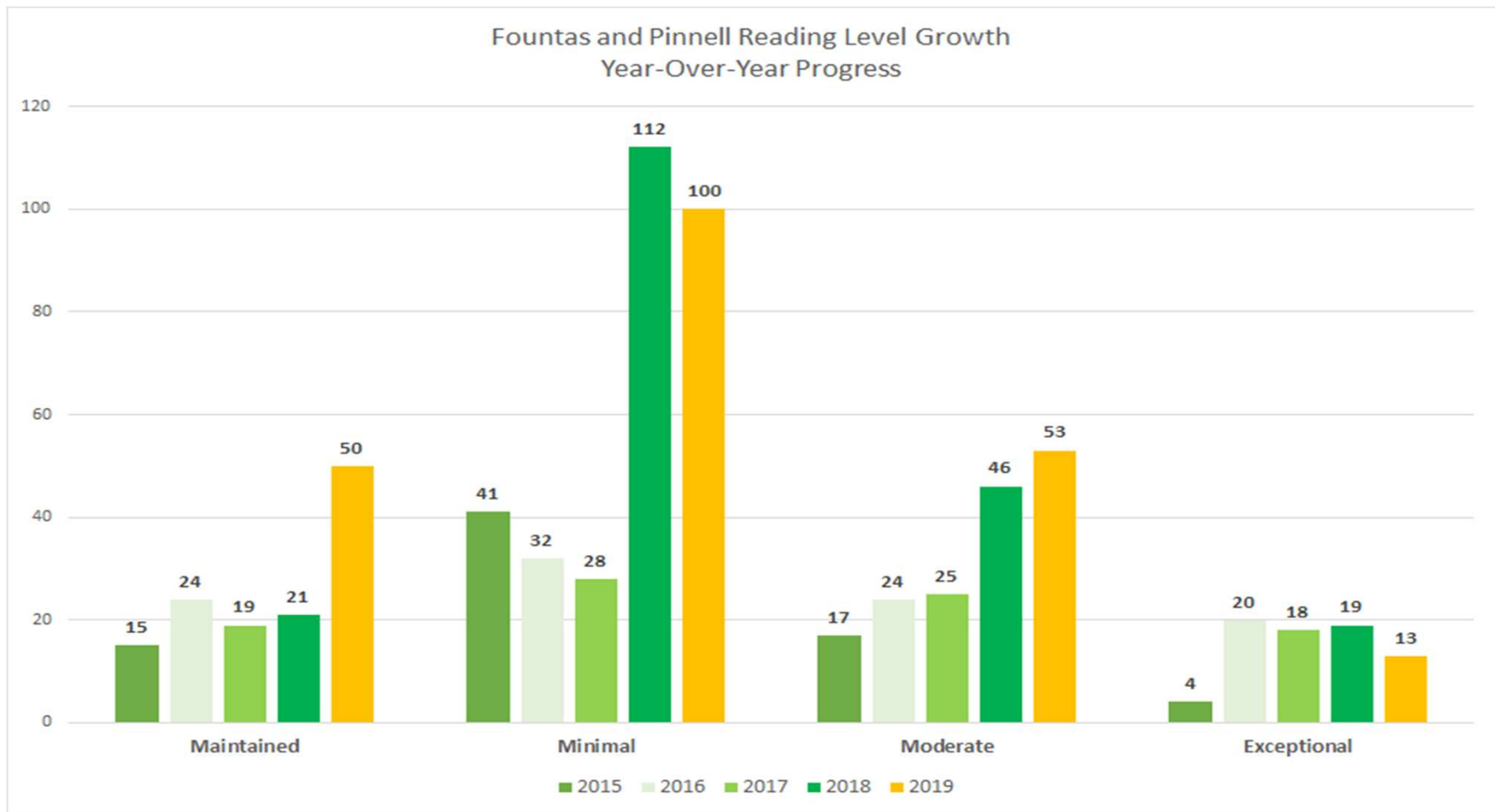
- Target population: Rising 3rd and 4th graders
- Locations: Busbee Elementary, Clearwater Elementary, North Aiken Elementary, Ridge Spring-Monetta Elementary, Jefferson Elementary, JD Lever Elementary, Millbrook Elementary, North Augusta Elementary, and Oakwood-Windsor Elementary
- Dates/Times: June 17 – August 1, 7:30 a.m. – 3:00 p.m.
- Number of Participants/Attendance:
 - 568 invited
 - 367 enrolled
 - 290 attended of 367 enrolled = 79%
 - 50% attended at least 70% of sessions (17 days or more)

Summer Reading Camp

- 227 students were pre- and post-assessed using the Fountas and Pinnell benchmark assessment.
- 74% of the students increased by at least one level.
- 20% of the students maintained their level.
- 6% of the students regressed by at least one level.
- 69% of 2nd grade students increased by at least one level.
- 80% of 3rd grade students increased by at least one level.

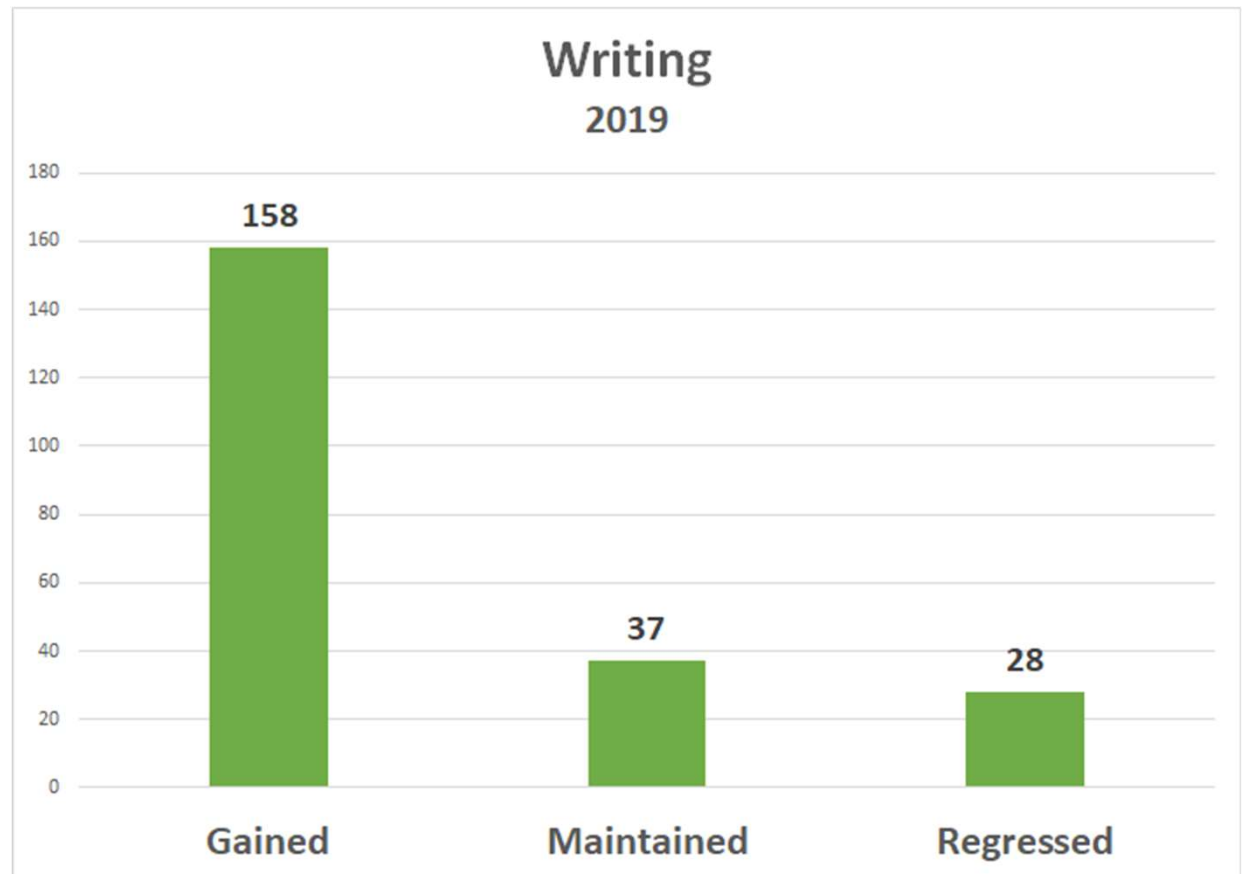


Summer Reading Camp

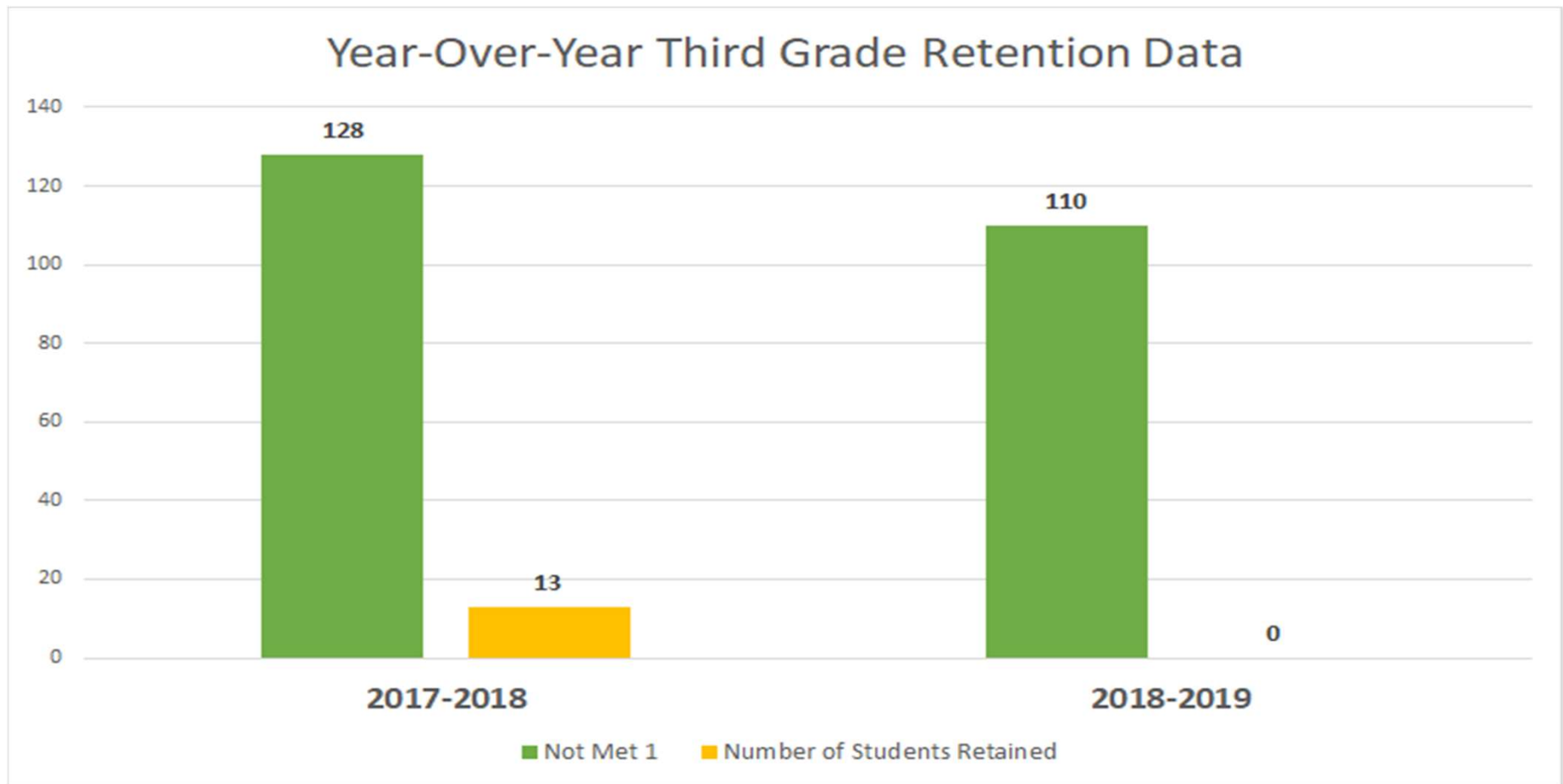


Summer Reading Camp

- 223 students were pre-and post-assessed using 6+1 Traits Writing Rubric.
- 17% of the students maintained their level.
- 71% of students increased by at least one level.
- 12% of students regressed



Summer Reading Camp



Summer Acceleration Program

Audience: Students in grades 4-8 needing support in reading and/or math

Locations:

Elementary: Ridge Spring Monetta, Busbee, North Aiken, Oakwood Windsor, Millbrook, Jefferson, Clearwater, JD Lever

Middle: Ridge Spring Monetta, AL Corbett, Leavelle McCampbell, LBC, Jackson, New Ellenton


Schedule

- June 17 – August 1, 7:30-3:00 (Elementary); 8:30-2:10 (Middle)

Participants

- 535 enrolled
- Average attendance = 294

Staff

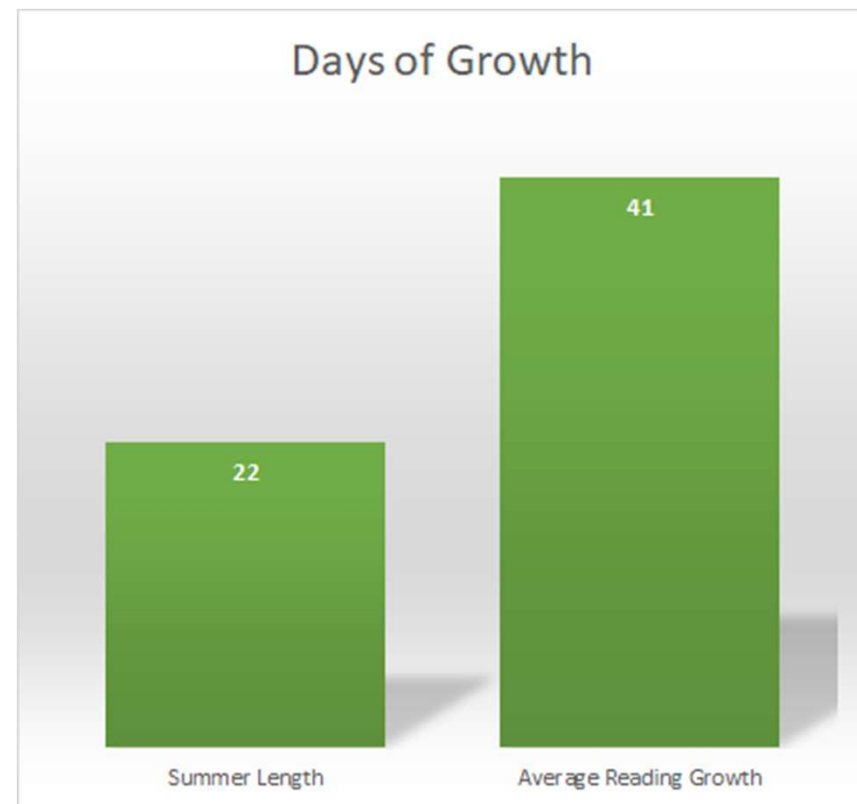
- General Education Teachers
 - Special Education Teachers
 - Support Staff (Instructional Aides & Bus Drivers)
- 

Summer Acceleration Program

A total of 273 students participated in the pre- and post-assessment for reading.

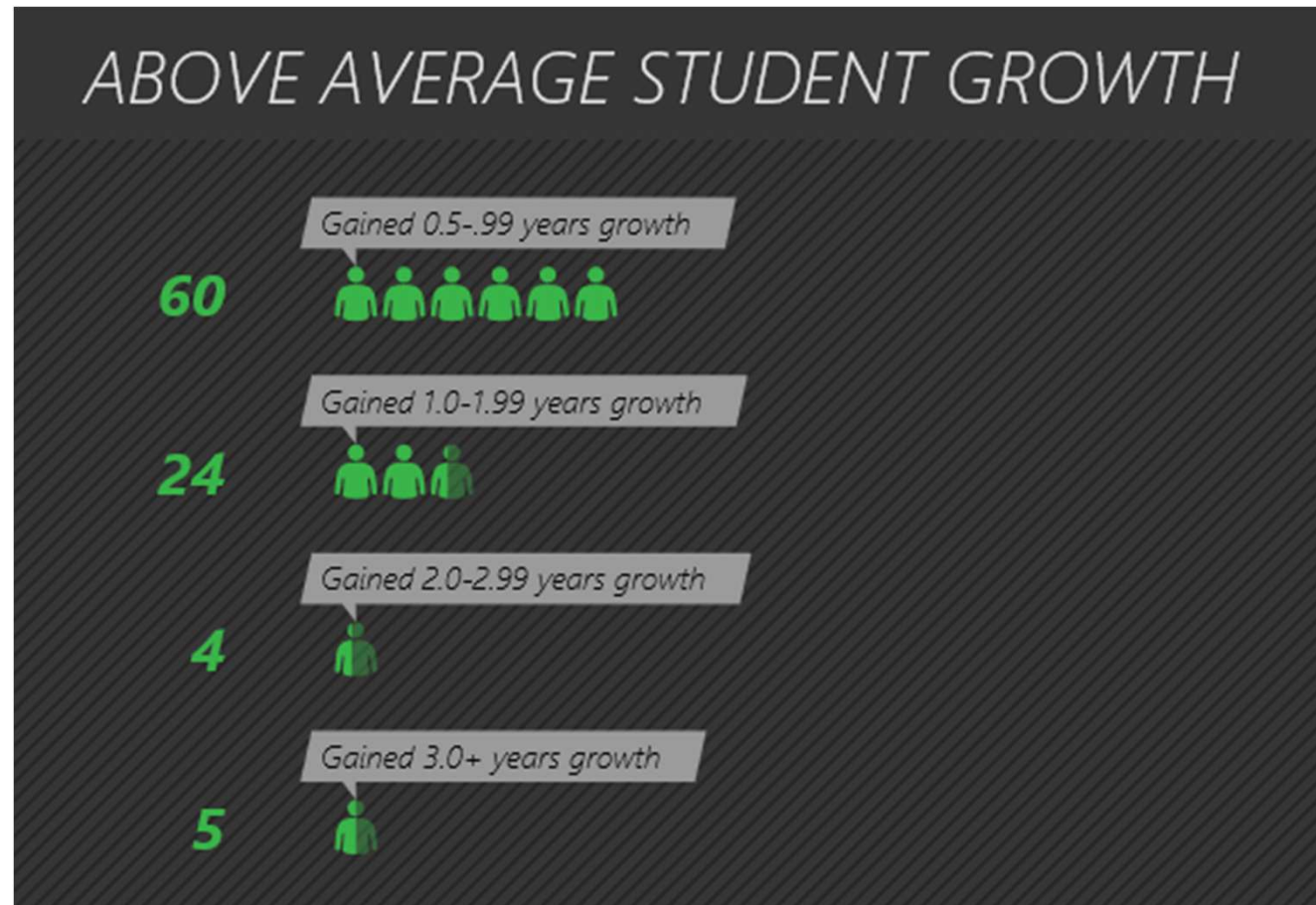
Students doubled their expected growth in reading.

34% of the students gained 90 days (½ year) of growth or more in just 22 days of instruction.



Summer Acceleration Program

READING



Middle School Content Recovery

Target Population: Students in grades 6-8 who failed no more than two courses within the past school year

143 students successfully completed content recovery.
84% completion rate.

School	# of Students Participated
NAMS*	10
PKMS	37
LBC*	17
LMMS	31
JMS	16
NEMS*	5
RSM*	13
SMS*	23
AMS	4
KMS	15
TOTAL	171
* host sites	

iNFUSION Writing Camp

Target population: Rising 8th graders going into English 1

Location: Virtual (Schoology)

Dates: June 5 – July 27

Number of participants: 26 students, to include one rising seniors who served as student tutor

Completers: 15 students completed the entire course, 4 half-way and still working, and 4 less than half.

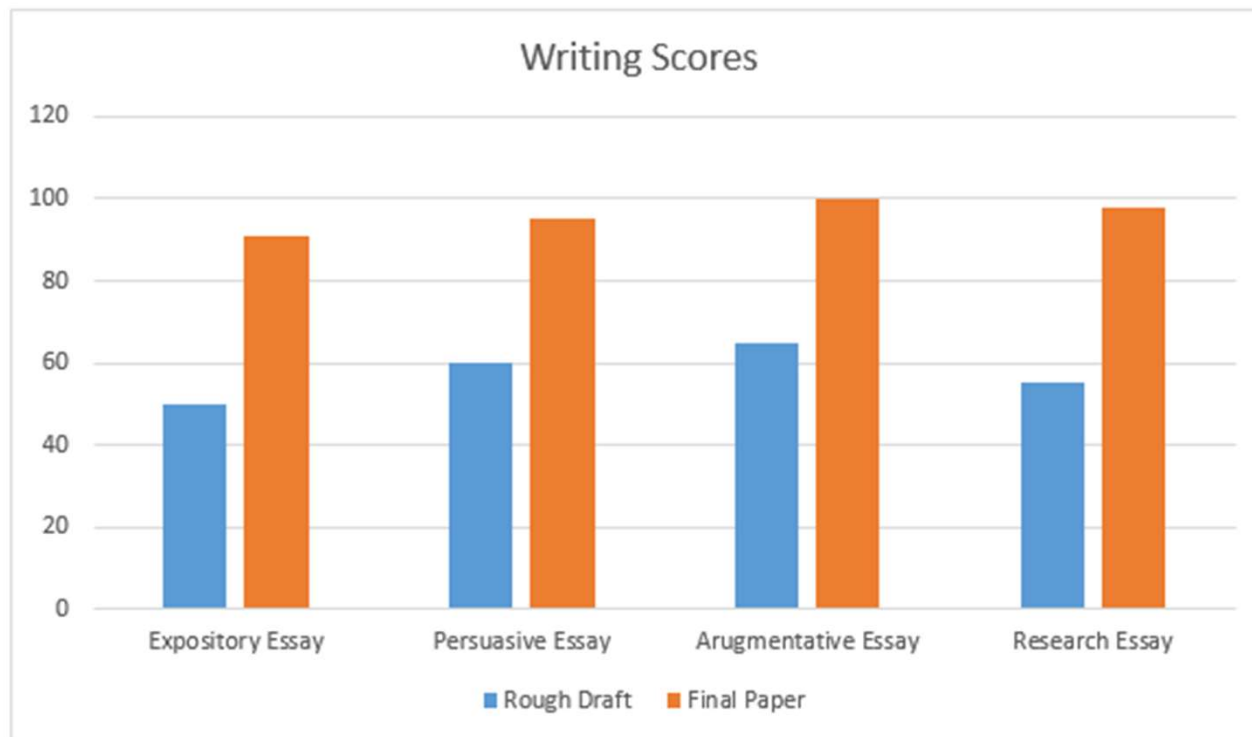
Students completed over 223 hours of writing

Final Student Expo – August 20th at 5:00 pm

Brookhaven Room 216



INFUSION Writing Growth



iNFUSION Writing Camp: 2019-Looking Back

Feedback from 2019 iNFUSION Students:

"I can see that my writing has improved from the summer. My first draft is very different from my final paper." -Student

"My sister was impressed at how much I improved. She showed my mom my first paper compared to my last paper and they were completely different." -Student

"The class was hard and I had to fix stuff a lot, but my writing is much better." -Student

"This class has fully prepared my daughter for English I. There were lessons I learned from the feedback my daughter received on her writing" -Parent



Virtual Academy

Course	# Students (Completed)
Overall Summer 2019	331
Geometry Honors	19
Econ Honors	30
Government Honors	35
Music Appreciation	34
PE	105
Health	66
IBA	41

Overall passage rate of 91%



High School Summer School

Target population: 9th - 12th grade students

- Initial Credit & Credit Recovery

Locations: All ACPSD High Schools

Number of Participants:

321 enrolled: Initial Credit - 159; Credit Recovery - 163

253 successfully completed courses enrolled

**24 summer graduates

High School Summer School 2019


High School	Total Enrolled	Completed	Credit Recovery	Initial Credit	Summer Graduates
AHS	54	49	29	25	3
SAHS	42	39	26	13	6
NAHS	58	57	16	41	4
MVHS	119	63	62	57	9
RSMHS	23	21	9	14	0
WSHS	1	1	1	0	1
SBHS	24	23	20	8	1
ACPSD Total	321	253	163	159	24

Power Planning with Peers

Over *120 teachers*

3+ hours of collaborative planning

K-12 core content, Early Learning, & Special Education



Power Planning with Peers

92% of participants agree the opportunity to collaborate with peers was *beneficial to their instructional planning*.

95% of participants agree the *Content Interventionists* provided *valuable* support and resources.

91% of participants agree that participating in Power Planning with Peers will *positively impact student learning* in their classrooms.

100% of participants responded they would *like Power Planning sessions offered in the future*.

Comments shared by teachers:

*Being new to the district I really **appreciate all the help and support**.*

*This opportunity helped me to **build some great relationships** with new ACPSD teachers!*

*CI support was very much **differentiated based off various needs of groups**.*

*I **enjoyed the opportunity** to prepare for the new school year with peers.*



2019 Curriculum Teams

Participants: Over 220 teachers

Targeted areas: K-12 Core Content, Early Learning, World Languages, PE/Health, Fine Arts, Performing Arts, STEM Cyber, and Special Education Courses

Work Completed:

Updated and modified pacing guides

Reviewed and refined benchmark assessments

Reviewed and refined Common Formative Assessments

Created exemplar lessons and enhanced existing resources



2019 Curriculum Team Survey

86% = *adequate time* for curriculum map review, discussion, and revision

99%= process was *efficient and well-managed*

99%= *facilitators* were *knowledgeable* and *valued the expertise* and experience of teachers

97%= *teachers had significant voice* in creating our curriculum

99%= work completed will *positively impact student learning*

97%= *benchmarks* assess *essential student learning*

96%= *quality Common Formative Assessments* were created



QUESTIONS & COMMENTS





AIKEN COUNTY
PUBLIC SCHOOLS

