



# AIKEN COUNTY

## PUBLIC SCHOOLS

# District Report Card Data 2025

Amy Edwards, Ed.D.  
Chief of Instruction

# SOUTH CAROLINA GRADUATE



## WORLD CLASS KNOWLEDGE

Rigorous standards  
in language arts  
and math  
for career and  
college readiness

Multiple languages,  
science,  
technology,  
engineering,  
mathematics  
(STEM), arts and  
social sciences

## WORLD CLASS SKILLS

Creativity and  
innovation

Critical thinking and  
problem solving

Collaboration  
and teamwork

Communication,  
information, media  
and technology

Knowing how  
to learn

## LIFE AND CAREER CHARACTERISTICS

Integrity

Self-direction

Global Perspective

Perseverance

Work Ethic

Interpersonal Skills



© SCASA Superintendents' Roundtable.

Adopted by: SC Arts in Basic Curriculum Steering Committee, SC Chamber of Commerce, SC Council on Competitiveness, SC Education Oversight Committee, SC State Board of Education, SC Department of Education, TransformSC Schools & Districts



# How are Report Cards Calculated?

	Elementary/Middle		High Schools	
Indicator	Without ML	With ML	Without ML	With ML
Academic Achievement	40	35	35	25
Preparing for Success	10	10	10	10
Student Progress	40	35	***	***
School Climate	10	10	5	5
Multilingual Learners' Progress	***	10	0	10
Graduation Rate	***	***	19	19
College & Career Readiness	***	***	19	19
On Track to Success	***	***	12	12
Total	100	100	100	100





# Report Card Proficiency Ratings

## **Excellent**

School performance **substantially exceeds the criteria** to ensure all students meet the Profile of the South Carolina Graduate;

## **Good**

School performance **exceeds the criteria** to ensure all students meet the Profile of the South Carolina Graduate;

## **Average**

School performance **meets the criteria** to ensure all students meet the Profile of the South Carolina Graduate;

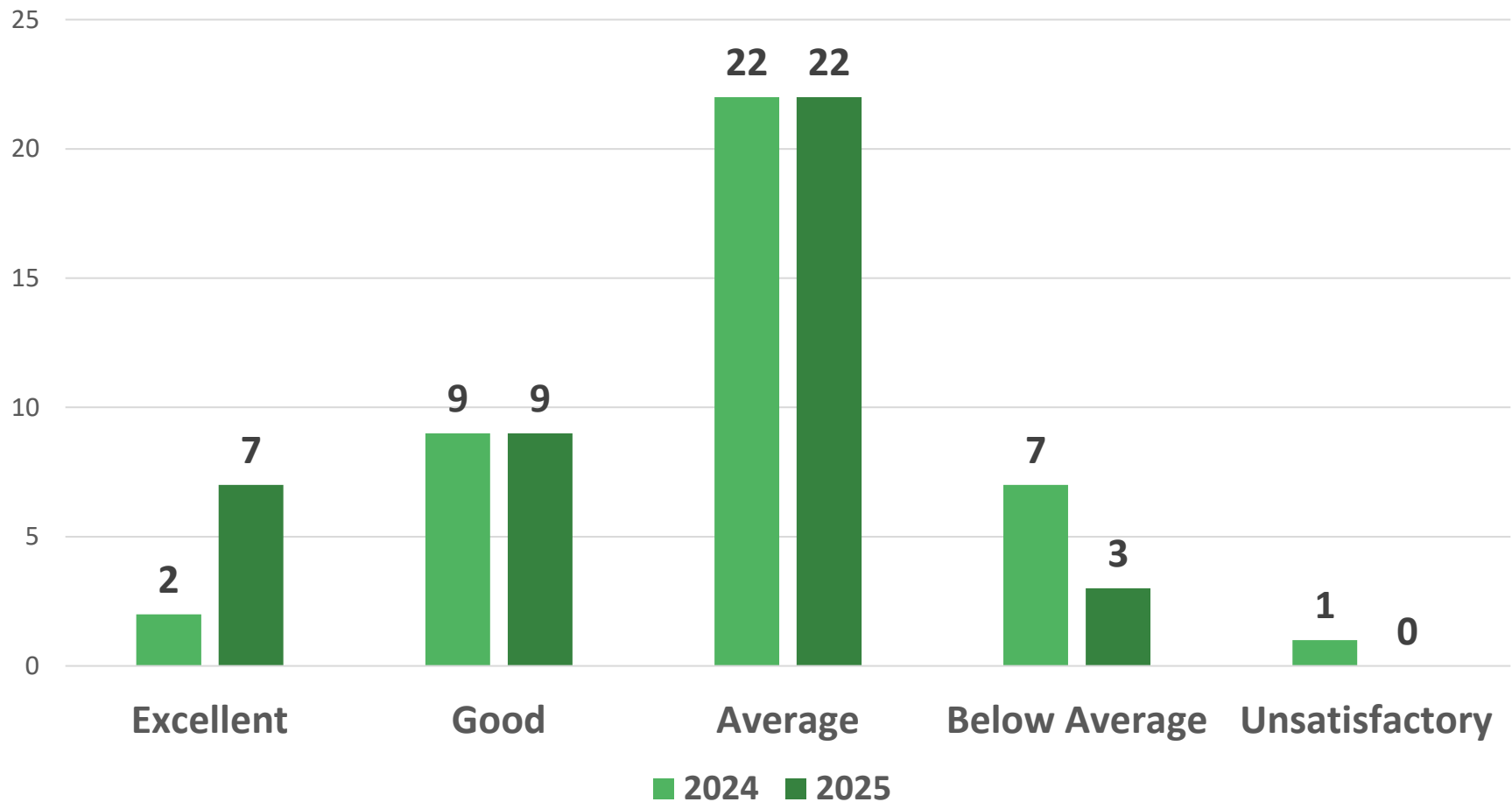
## **Below Average**

School performance is **in jeopardy of not meeting the criteria** to ensure all students meet the Profile of the South Carolina Graduate;

## **Unsatisfactory**

School performance **fails to meet the criteria** to ensure all students meet the Profile of the South Carolina Graduate.

# 2025 ACPSD Report Card Absolute Ratings





# SEVEN EXCELLENT ACPSD SCHOOLS

# 2025 Report Card Absolute Ratings: Elementary

SCHOOL	2024 RATING	2025 RATING	SCHOOL	2024 RATING	2025 RATING
Aiken Elementary	Good	EXCELLENT	Hammond Hill	Good	EXCELLENT
Belvedere	Good	EXCELLENT	JD Lever	Average	Average
Byrd	Average	Good	Jefferson	Average	Average
Chukker	EXCELLENT	Good	Millbrook	Good	EXCELLENT
Clearwater	Average	Below Average	Mossy Creek	Average	Good
Cyril B Busbee	Below Average	Below Average	North Aiken	Average	Good
East Aiken School of the Arts	Good	EXCELLENT	North Augusta	Average	Average
Gloverville	Good	Good	Oakwood-Windsor	Average	Good
Graniteville	Average	Average	Redcliffe	Average	Average
Greendale	Average	Average	Ridge Spring-Monetta	Unsatisfactory	Average
			Warrenville	Good	Average



# 2025 Report Card Absolute Ratings: Middle Schools

SCHOOL	2024 RATING	2025 RATINGS
A.L. Corbett Middle	Average	Average
Aiken Intermediate School	Below Average	Average
Highland Springs Middle	Average	Good
Jackson STEM Magnet Middle	Average	Average
Langley-Bath-Clearwater Middle	Below Average	Average
Leavelle McCampbell Middle	Below Average	Average
Kennedy Middle	Average	Average
New Ellenton Middle STEAM Magnet School	Average	Average
North Augusta Middle	Good	EXCELLENT
Paul Knox Middle	Good	Good
Ridge Spring-Monetta Middle	Average	Below Average
Schofield Middle	Below Average	Average

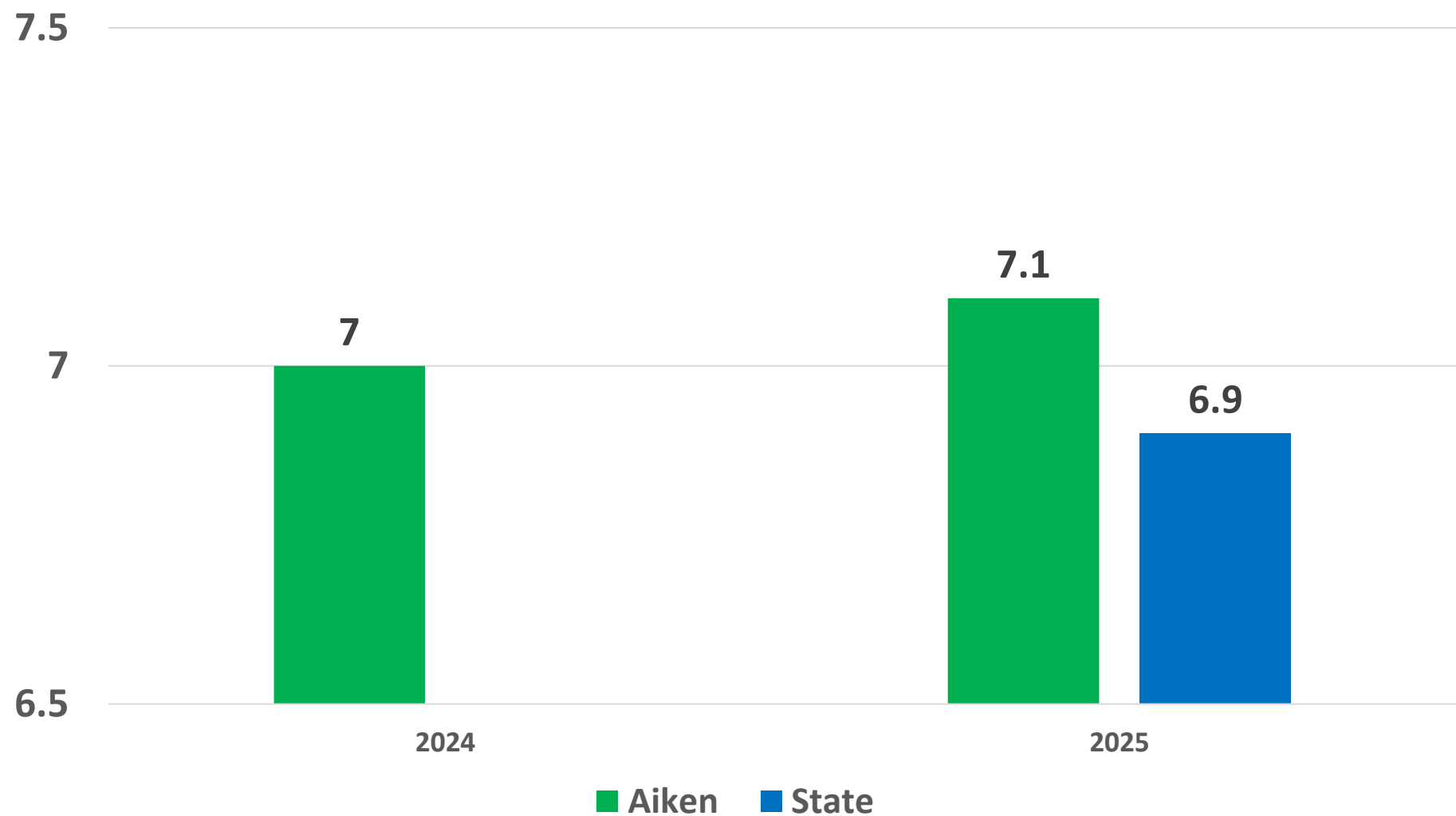


# 2025 Report Card Absolute Ratings: High Schools

SCHOOL	2024 Rating	2025 Rating
Aiken High	Average	Average
Aiken Scholars	EXCELLENT	EXCELLENT
Midland Valley	Below Average	Average
North Augusta	Average	Good
Ridge Spring-Monetta	Average	Average
Silver Bluff	Below Average	Average
South Aiken	Average	Average
Wagener-Salley	Average	Average



# 2025 ACPSD Overall School Climate

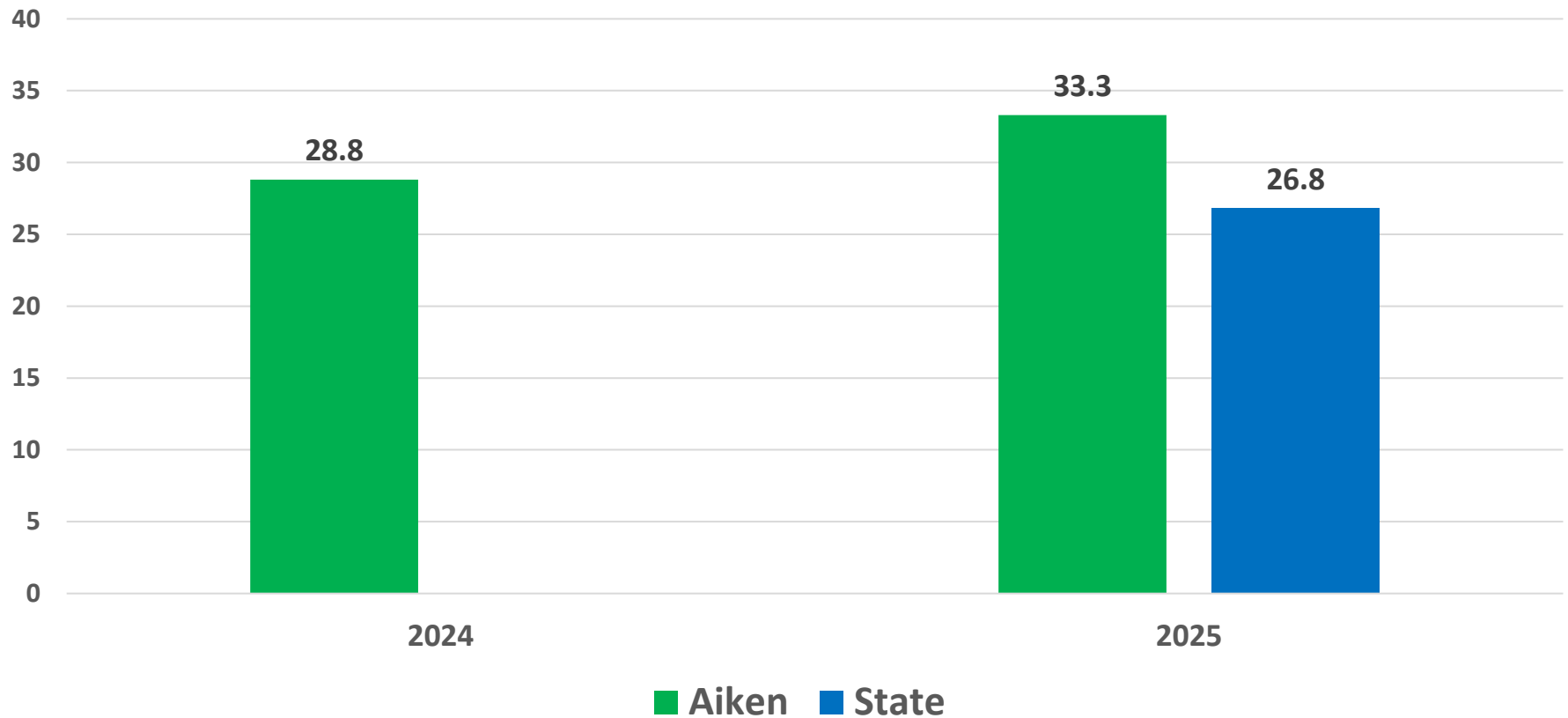


# Thirteen Aiken County Schools Received Excellent Climate Proficiency

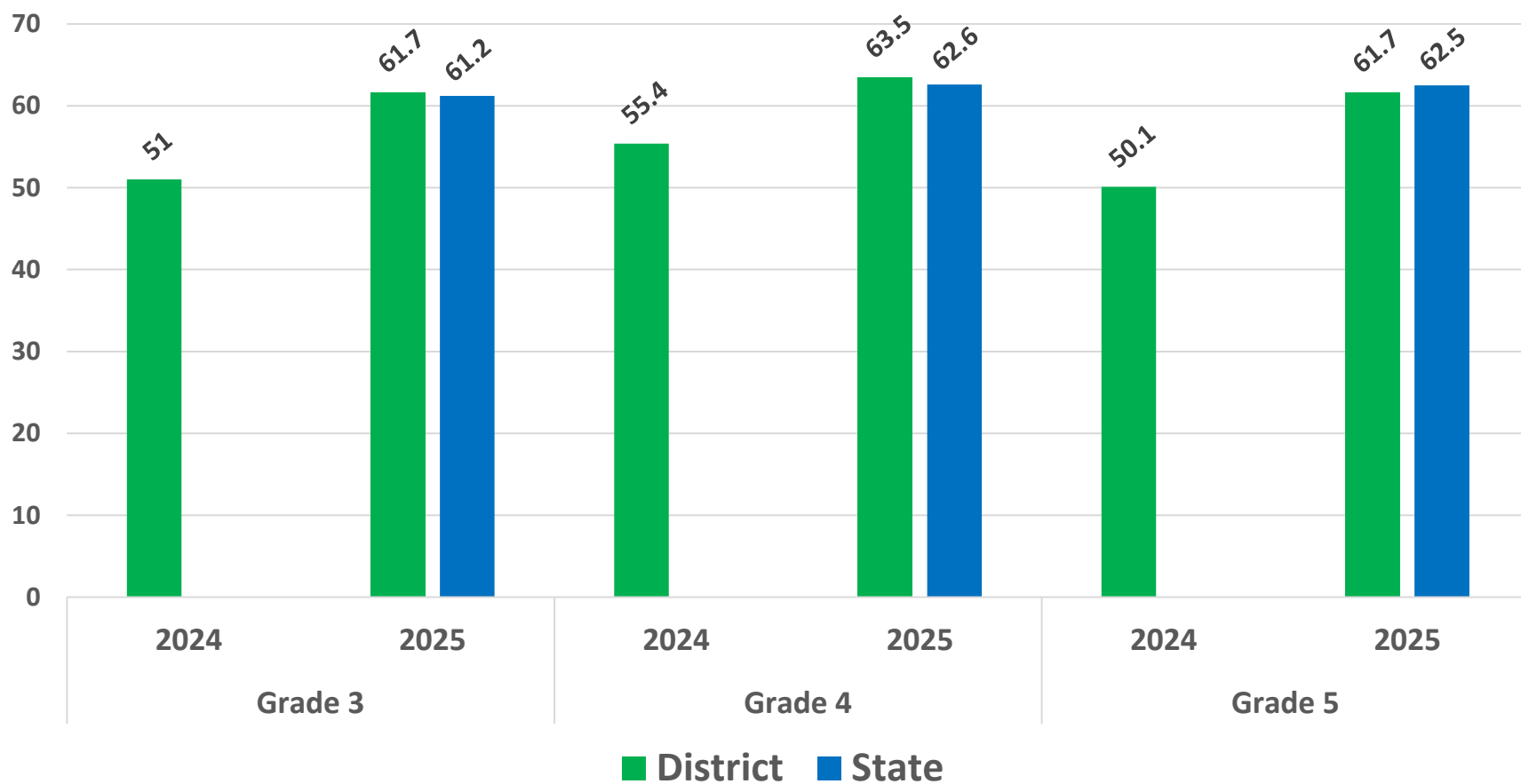
Elementary	Middle	High
Aiken Elementary	Highland Springs Middle	Aiken Scholars Academy
Belvedere Elementary	North Augusta Middle	North Augusta High
Byrd Elementary	Ridge Spring-Monetta Middle	Ridge Spring-Monetta High
Hammond Hill Elementary		
Millbrook Elementary		
North Aiken Elementary		
Warrenville Elementary		



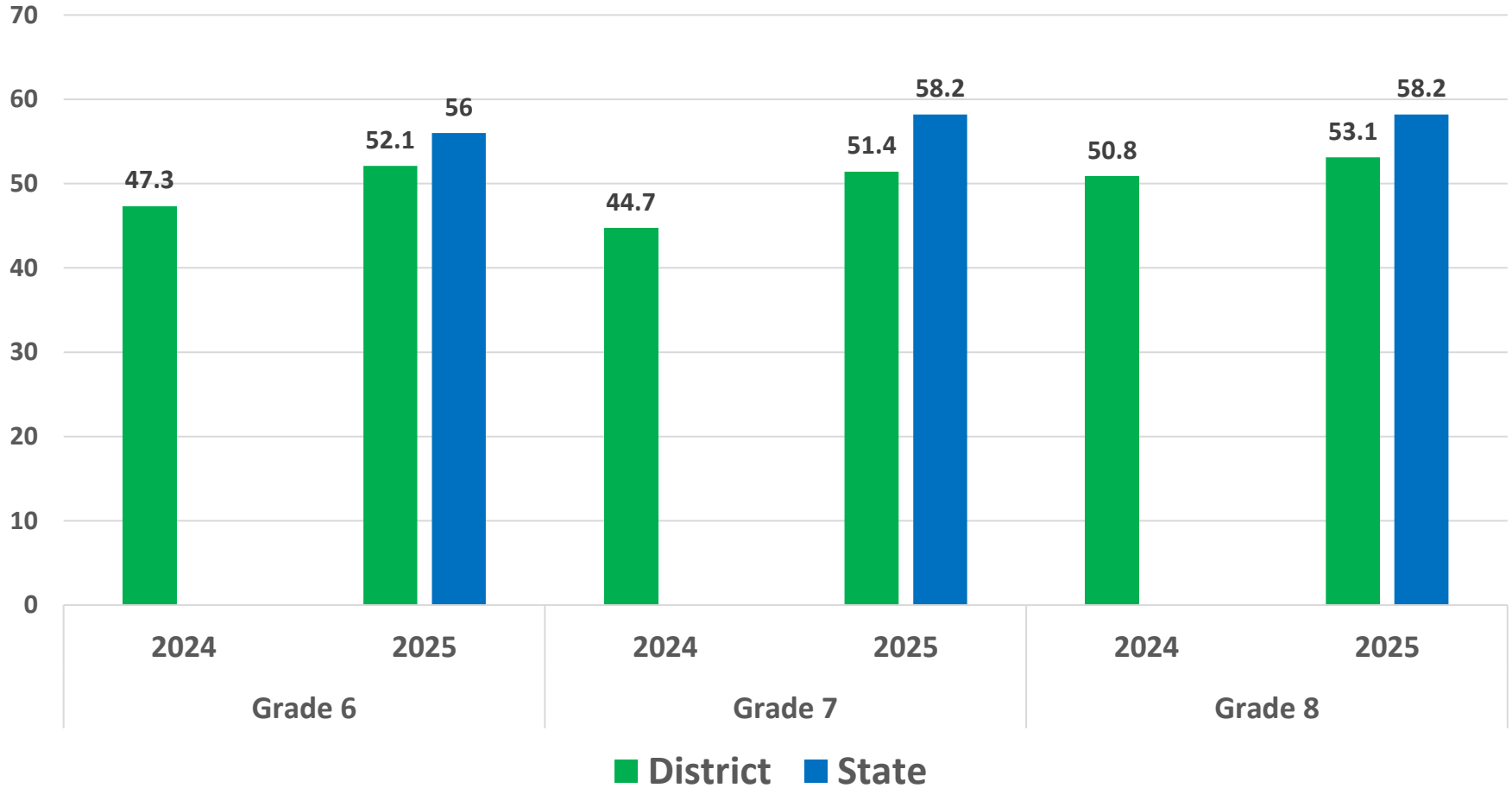
# 2025 Multilingual Learners Achieving Language Level Proficiency K-12



# 2025 ACPSD SC READY ELA Grades 3-5

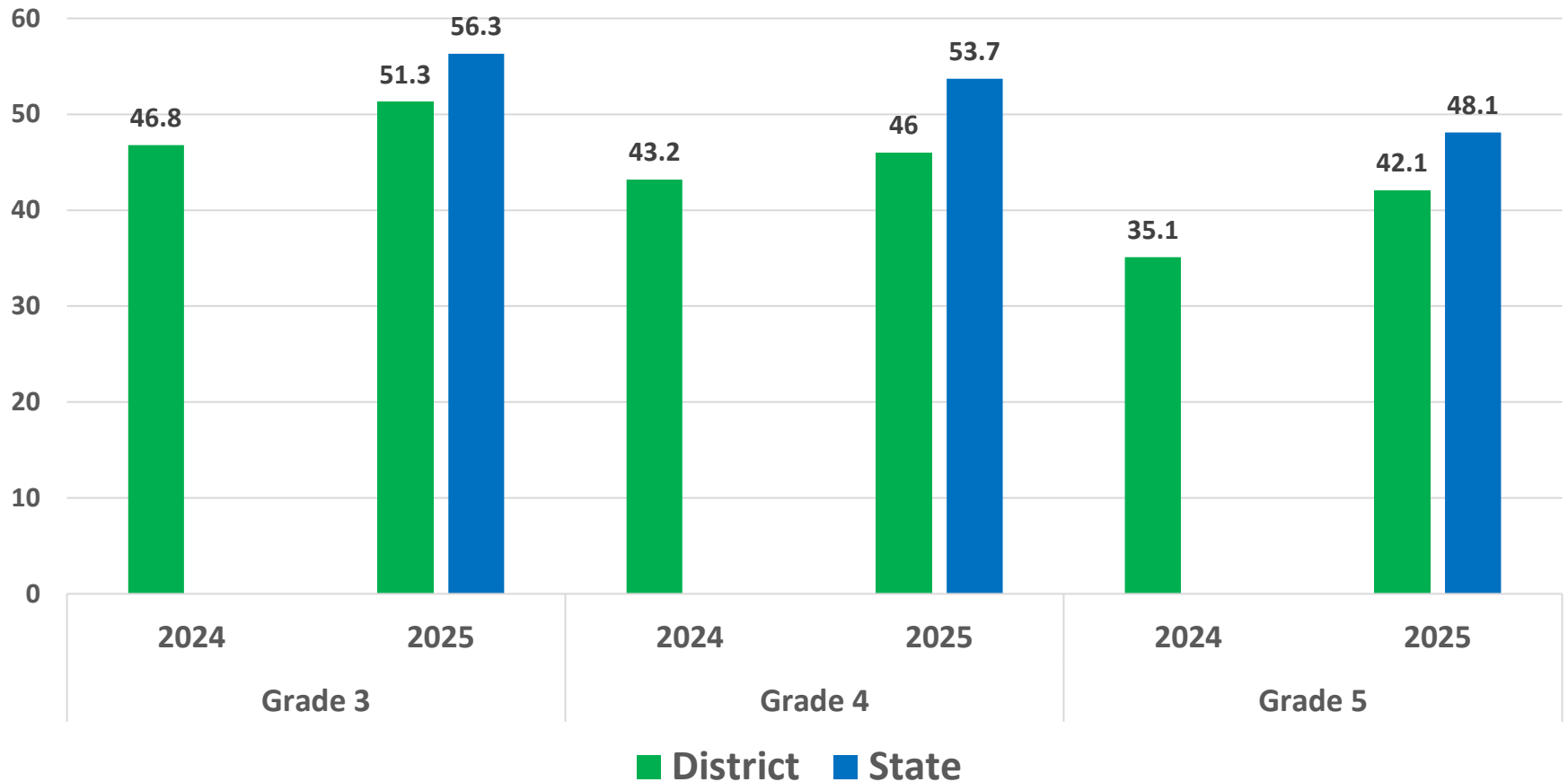


# 2025 ACPSD SC READY ELA Grades 6-8



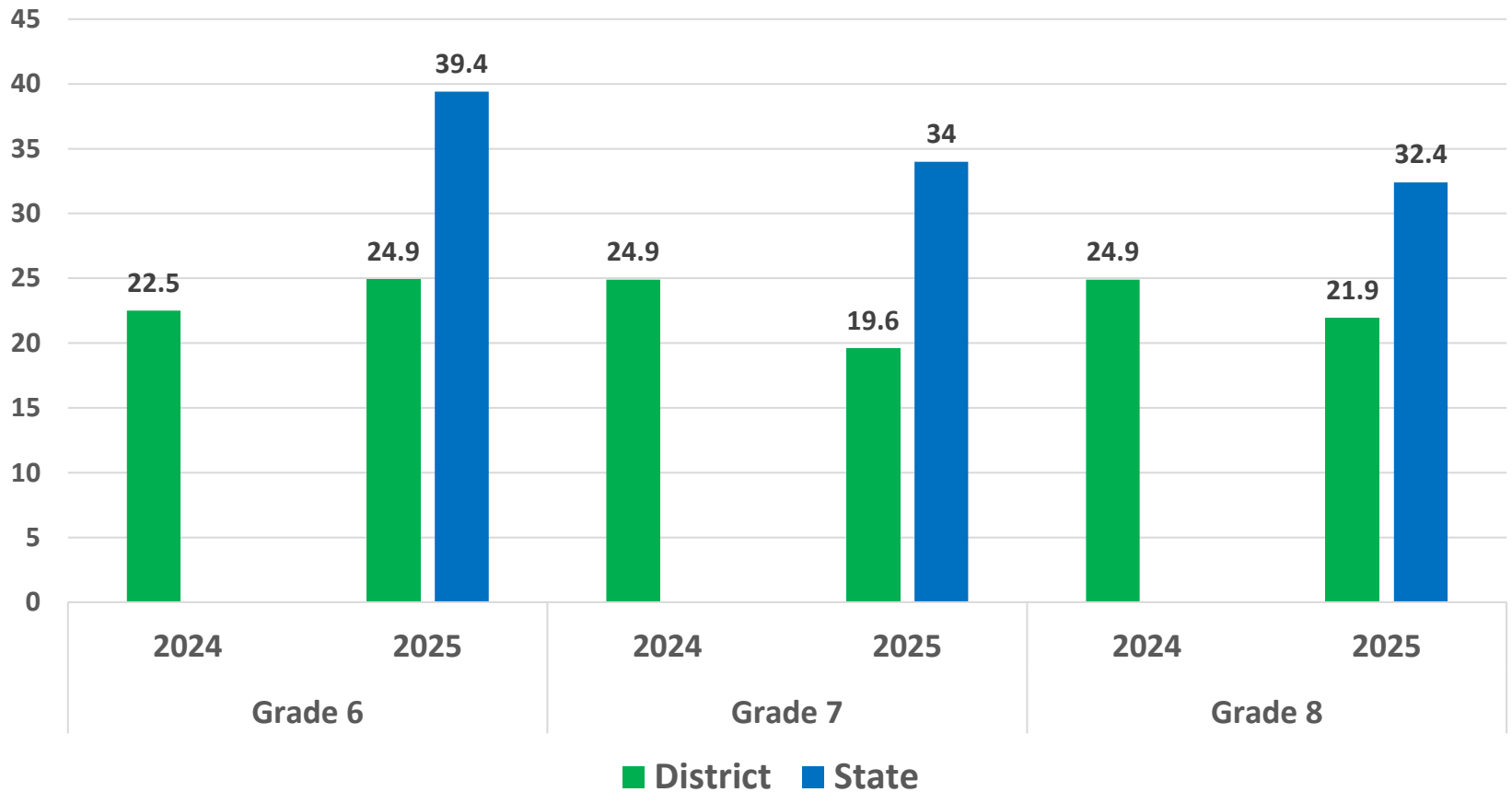
# 2025 ACPSD SC READY MATH

## Grades 3-5

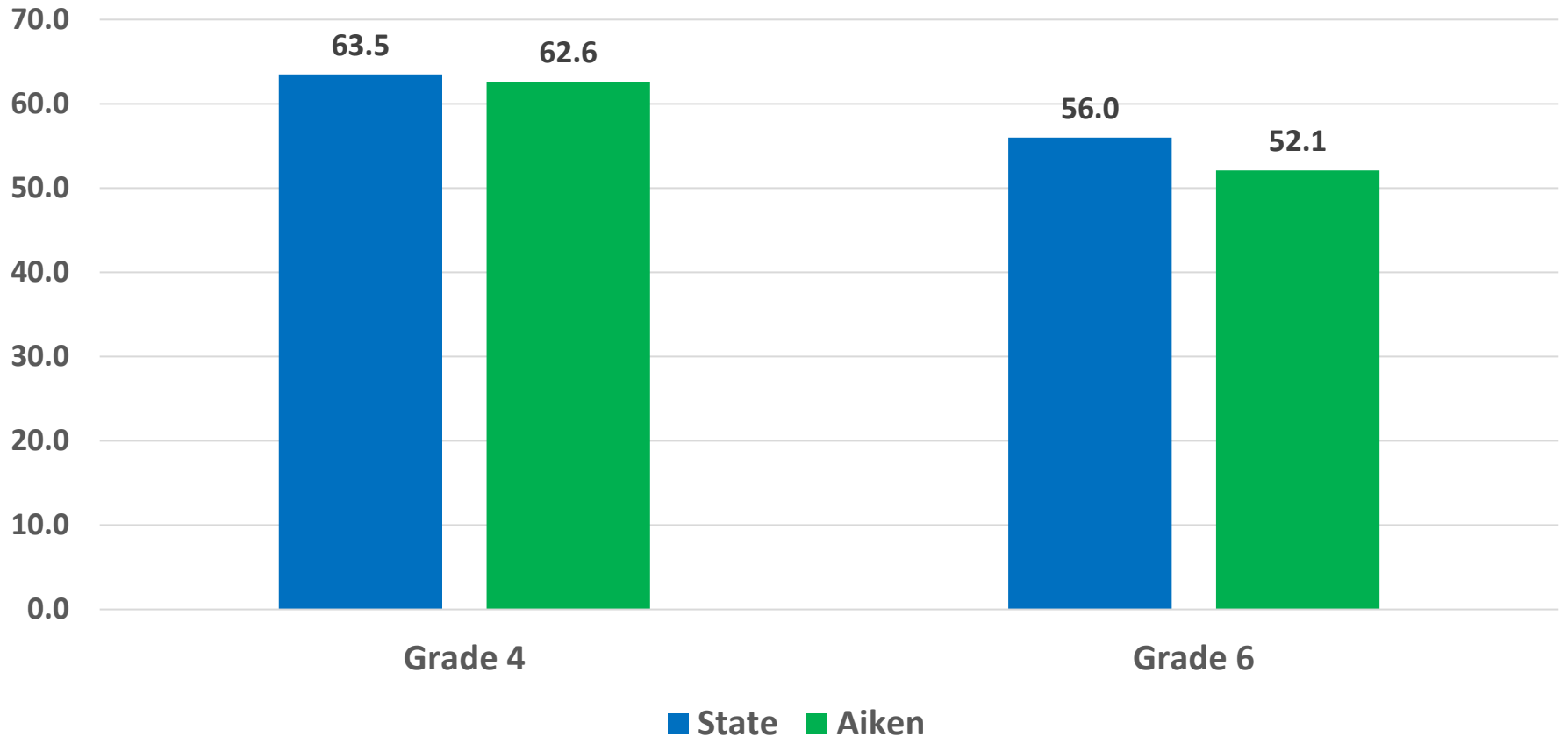


# 2025 ACPSD SC READY MATH

## Grades 6-8



# 2025 ACPSD SC READY SCIENCE Grades 4 and 6



<b>Algebra 1</b>	<b>2023</b>	<b>2024</b>	<b>2025</b>
AIKEN HIGH SCHOOL	15.3	30.9	36.8
AIKEN SCHOLARS ACADEMY	97.7	96.9	100
SOUTH AIKEN HIGH	28.0	38.4	40.3
NORTH AUGUSTA HIGH	29.0	32.7	33.5
MIDLAND VALLEY HIGH	20.2	23.2	39.5
RIDGE SPRING-MONETTA HIGH	24.0	55.1	52.9
WAGENER-SALLEY HIGH	4.0	0	34.5
SILVER BLUFF	24.5	49.2	50.3

# Academic Achievement

## 2025 Algebra I EOCEP



<b>English 2</b>	<b>2023</b>	<b>2024</b>	<b>2025</b>
AIKEN HIGH SCHOOL	65.0	64.7	61.0
AIKEN SCHOLARS ACADEMY	100	100	100
SOUTH AIKEN HIGH	73.9	66.2	72.4
NORTH AUGUSTA HIGH	74.8	68.6	68.5
MIDLAND VALLEY HIGH	63.7	61.5	65.0
RIDGE SPRING-MONETTA HIGH	53.9	47.3	60.5
WAGENER-SALLEY HIGH	51.6	50.0	52.4
SILVER BLUFF	72.4	62.3	64.4

# Academic Achievement

## 2025 ENGLISH 2 EOCEP



<b>Biology</b>	<b>2023</b>	<b>2024</b>	<b>2025</b>
AIKEN HIGH SCHOOL	32.5	43.5	34.0
AIKEN SCHOLARS ACADEMY	100	97.6	100
SOUTH AIKEN HIGH	43.6	38.9	39.5
NORTH AUGUSTA HIGH	38.8	41.8	40.3
MIDLAND VALLEY HIGH	32.8	36.7	31.8
RIDGE SPRING-MONETTA HIGH	17.3	20.3	16.0
WAGENER-SALLEY HIGH	20.0	19.2	16.0
SILVER BLUFF	29.9	42.0	38.0

# Preparing for Success

## 2025 BIOLOGY EOCEP



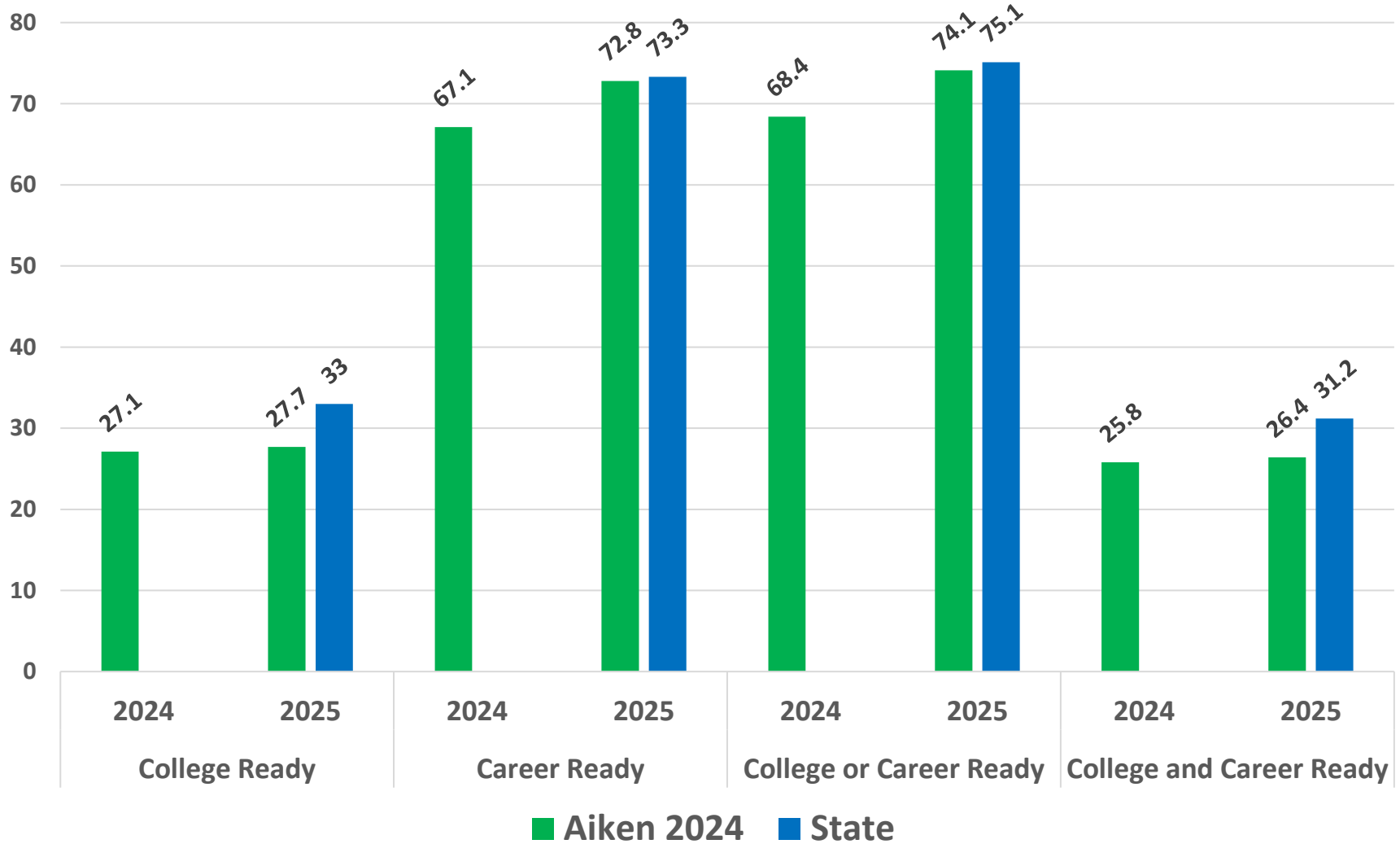
<b>US History</b>	<b>2023</b>	<b>2024</b>	<b>2025</b>
AIKEN HIGH SCHOOL	43.5	42.8	46.5
AIKEN SCHOLARS ACADEMY	100	100	97.4
SOUTH AIKEN HIGH	45.3	44.2	46.3
NORTH AUGUSTA HIGH	41.8	44.5	42.2
MIDLAND VALLEY HIGH	32.1	27.9	38.5
RIDGE SPRING-MONETTA HIGH	18.0	32.9	26.7
WAGENER-SALLEY HIGH	32.7	24.1	41.1
SILVER BLUFF	22.9	33.3	36.6

# Preparing for Success

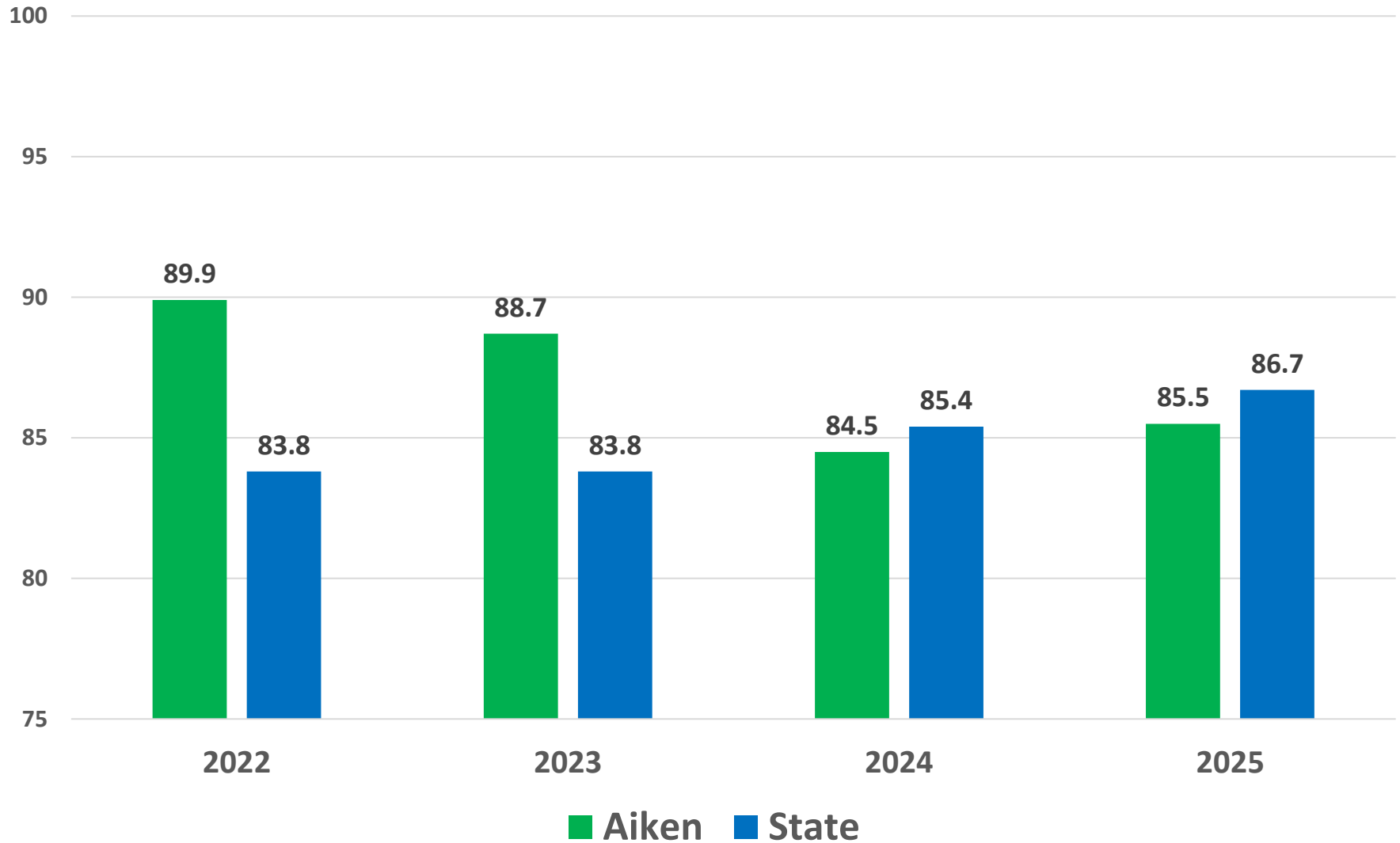
## 2025 US HISTORY EOCEP



# 2025 ACPSD College and Career Readiness



## 2025 ACPSD Graduation Rate Historical Data





**AIKEN** COUNTY  
PUBLIC SCHOOLS